



# COVID-19 Update

## 270 Days Since EOC Activation

December 8, 2020

# Triggers Dashboard

Date Updated: December 7, 2020

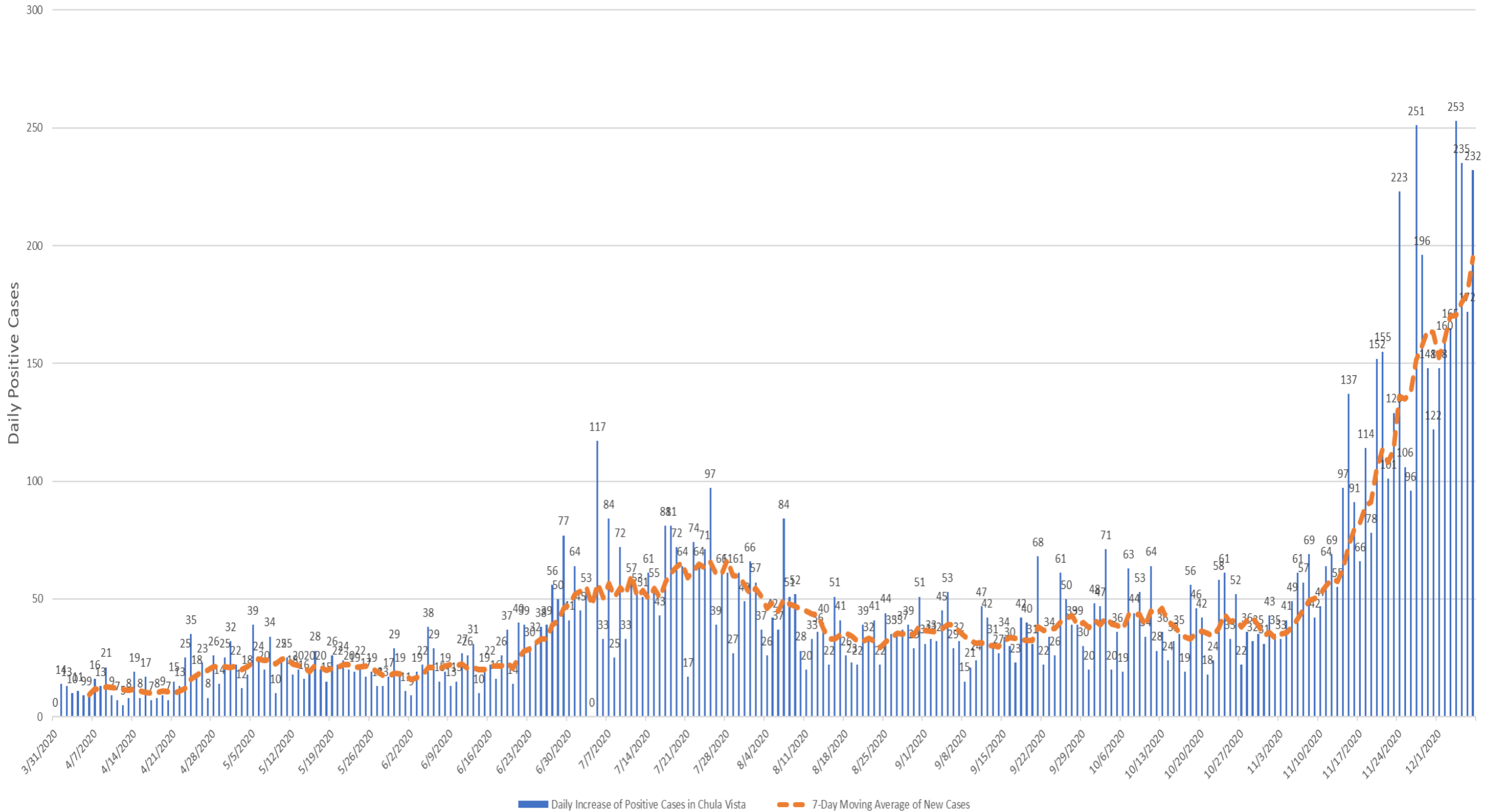


Epidemiology (Surveillance)	Healthcare (Hospital Capacity)	Public Health (Response)
<p>1. Adjusted Case Rate (Tier 1: &gt;7.0, Tier 2: 4.0-7.0)†</p> <p><b>15.3</b> ❌</p>	<p>5. Hospital Capacity (80%+)</p> <p><b>75%</b> ✅</p>	<p>10. Testing Positivity (8%+)</p> <p><b>8.7%</b> ❌</p>
<p>2. Community Outbreaks* (7+)</p> <p><b>87</b> ❌</p>	<p>6. Increasing Hospitalizations (&gt;10%)†</p> <p><b>11.5%</b> ❌</p>	<p>11. Case Investigation (≤70%)</p> <p><b>52%</b> ❌</p>
<p>3. COVID-19 Syndromic (upward)</p> <p><b>5%</b> ✅</p>	<p>7. ICU Capacity* (&lt;20%)</p> <p><b>24%</b> ✅</p>	<p>12. Contact Tracing (≤70%)</p> <p><b>97%</b> ✅</p>
<p>4. Influenza-Like Illness (upward)</p> <p><b>3%</b> ✅</p>	<p>8. Limited Ventilator Capacity (&lt;25%)</p> <p><b>45%</b> ✅</p> <p>9. PPE Supply* (≤50%)</p> <p><b>87%</b> ✅</p>	<p>13. Homeless Population (&lt;15%)</p> <p><b>31%</b> ✅</p>



# Daily New Cases in Chula Vista

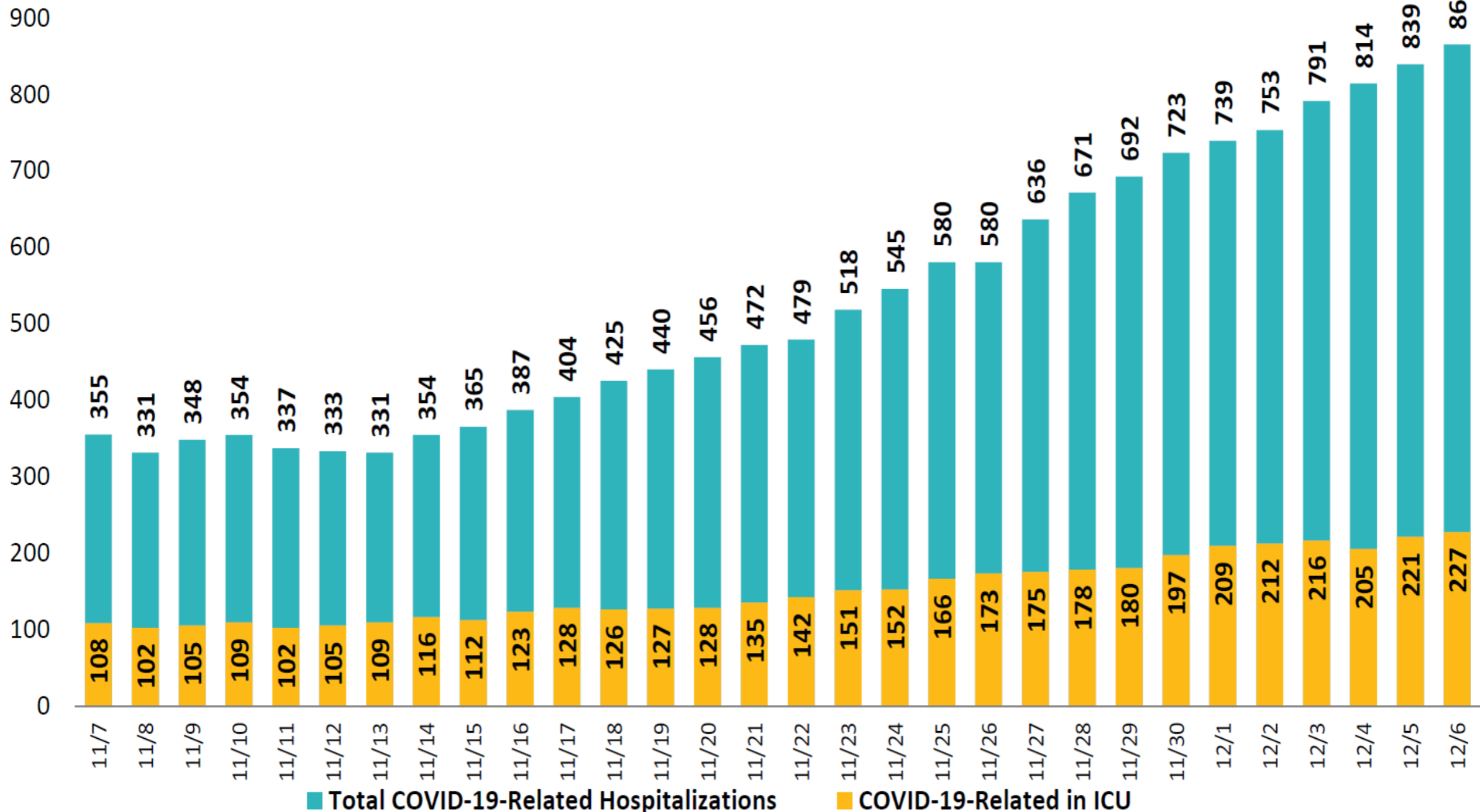
Daily Increase of New Cases in Chula Vista / 7-Day Average of New Cases in Chula Vista



# COVID-19 Hospital Census



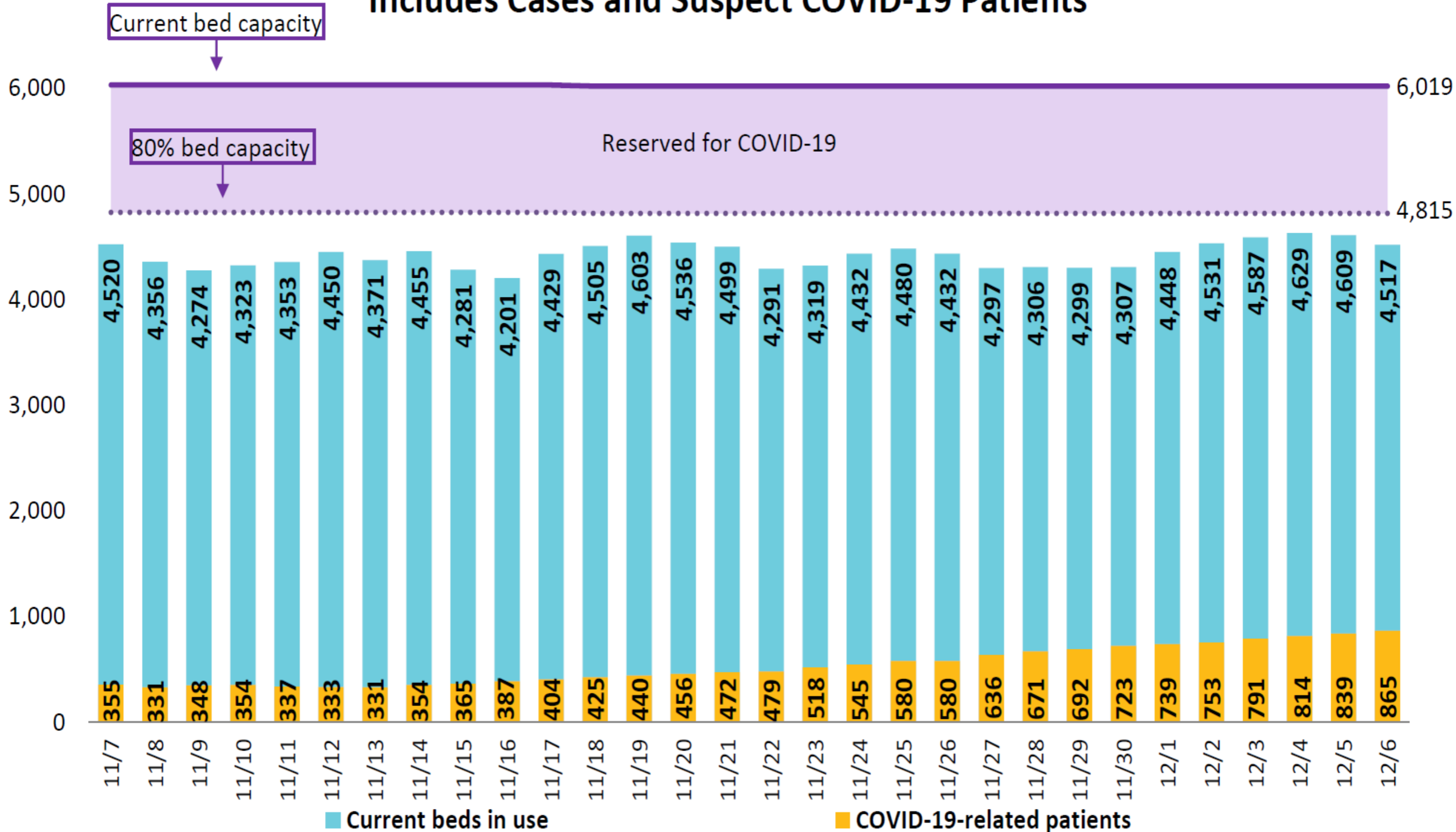
## COVID-19 Hospital Daily Census in San Diego County Includes Cases and Suspect COVID-19 Patients



# COVID-19 Daily Hospital Bed Census



## COVID-19 Daily Hospital Census, San Diego County Includes Cases and Suspect COVID-19 Patients



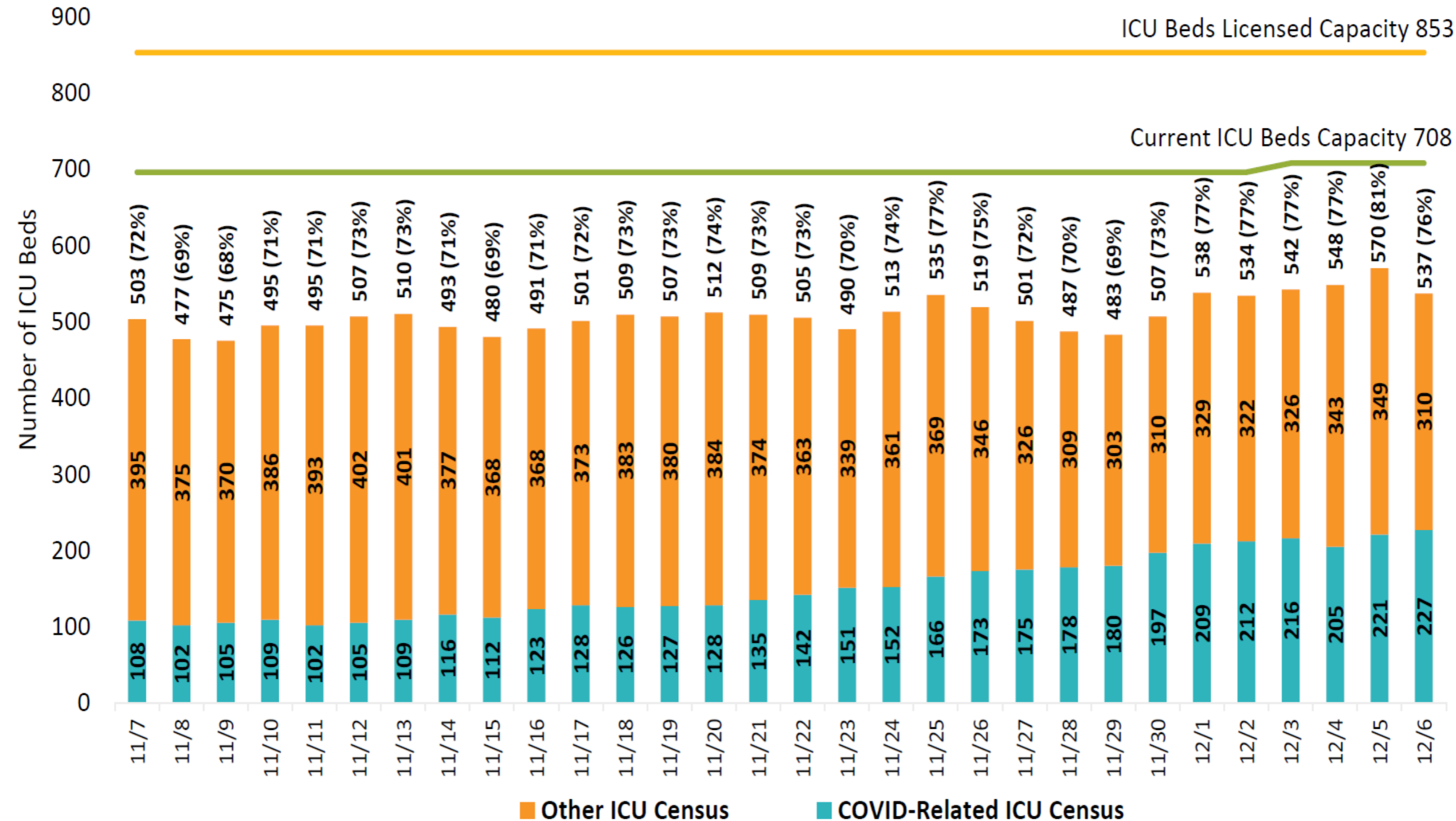
# ICU Bed Occupancy and Capacity



## COVID-19 Daily ICU Bed Occupancy and Capacity, San Diego County Includes Cases and Suspect COVID-19 Patients

ICU Beds Licensed Capacity 853

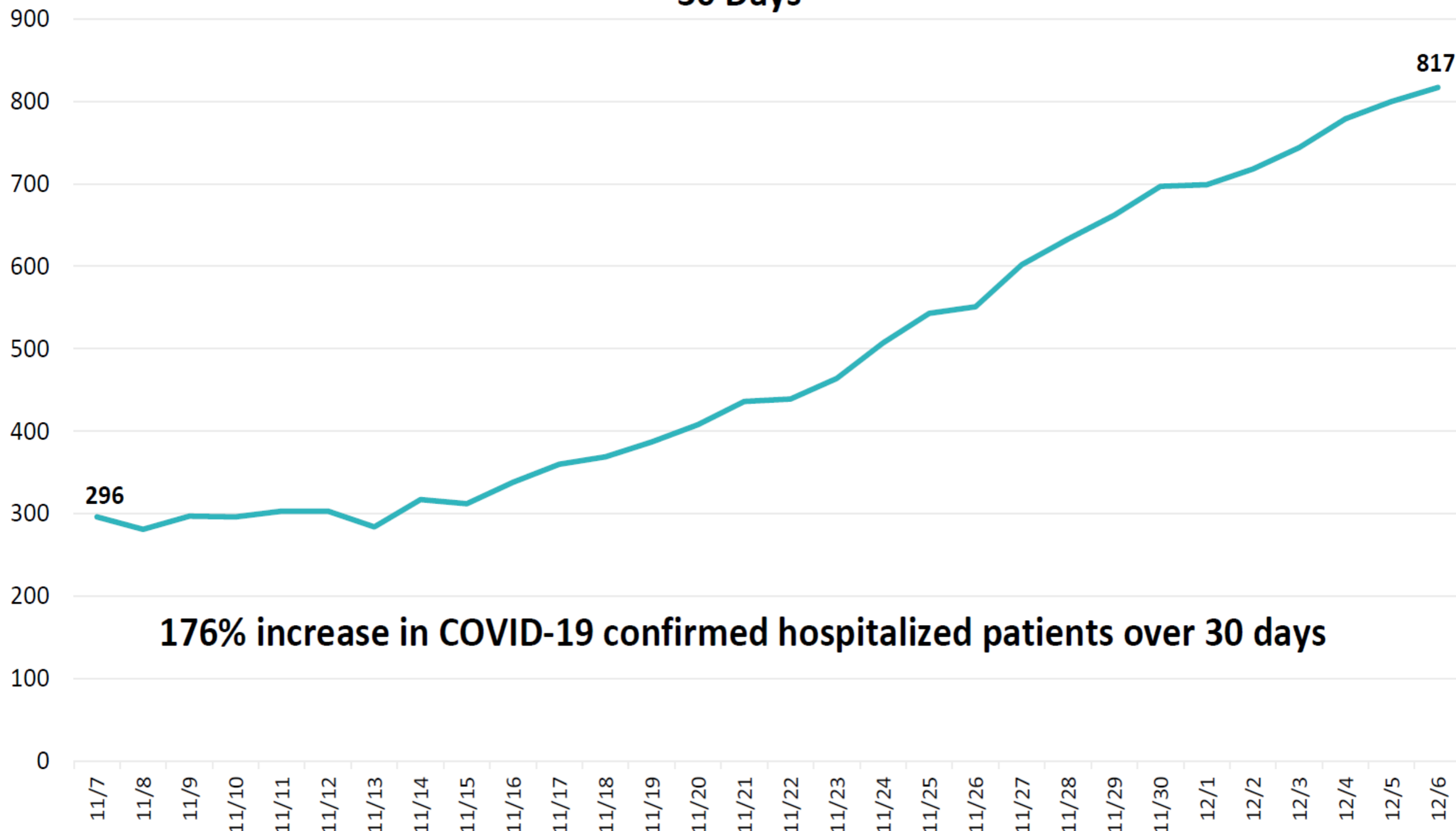
Current ICU Beds Capacity 708



# COVID-19 Confirmed Hospital Census



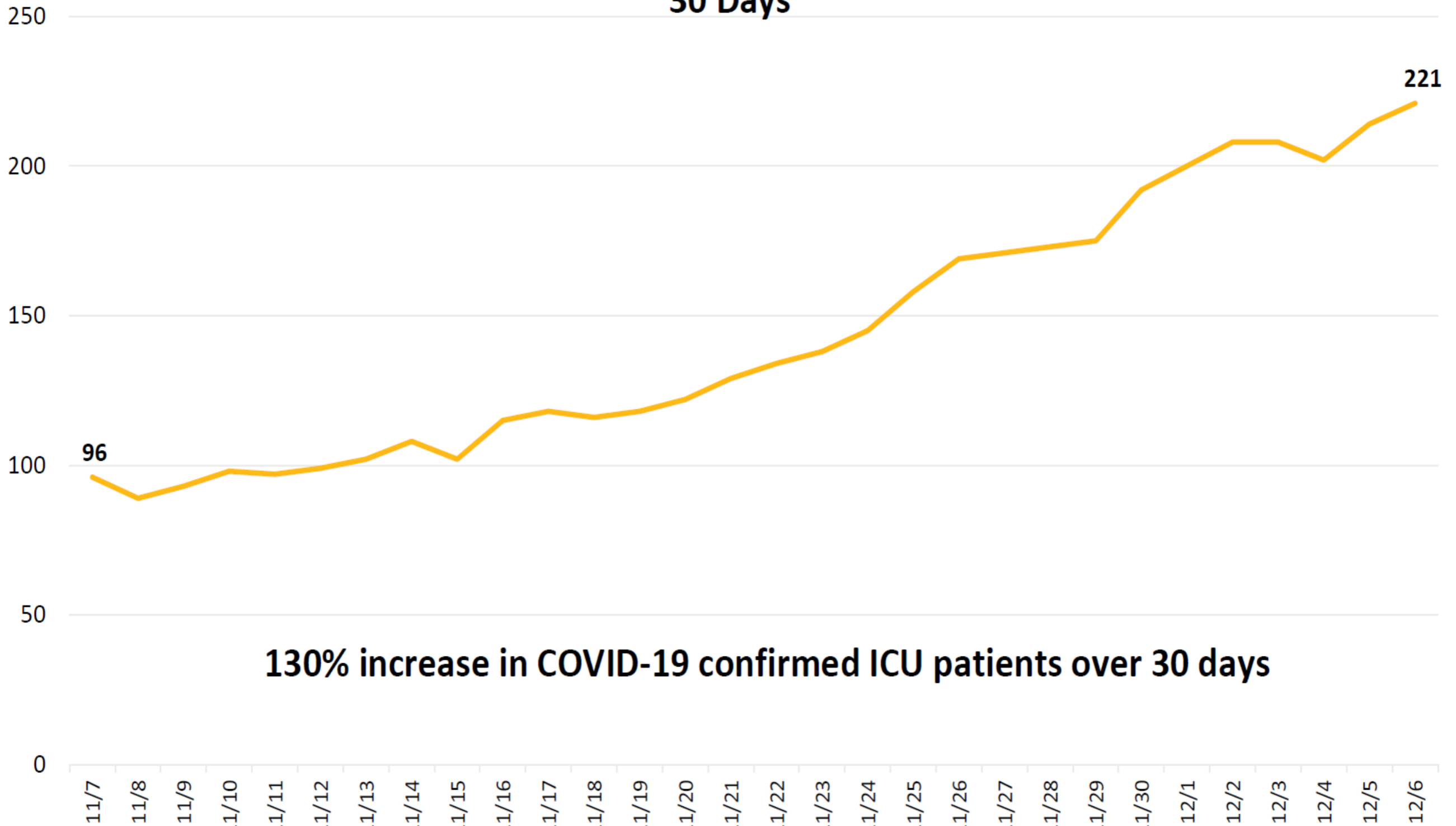
## COVID-19 Confirmed Hospitalized Patients 30 Days



# COVID-19 Confirmed ICU Census

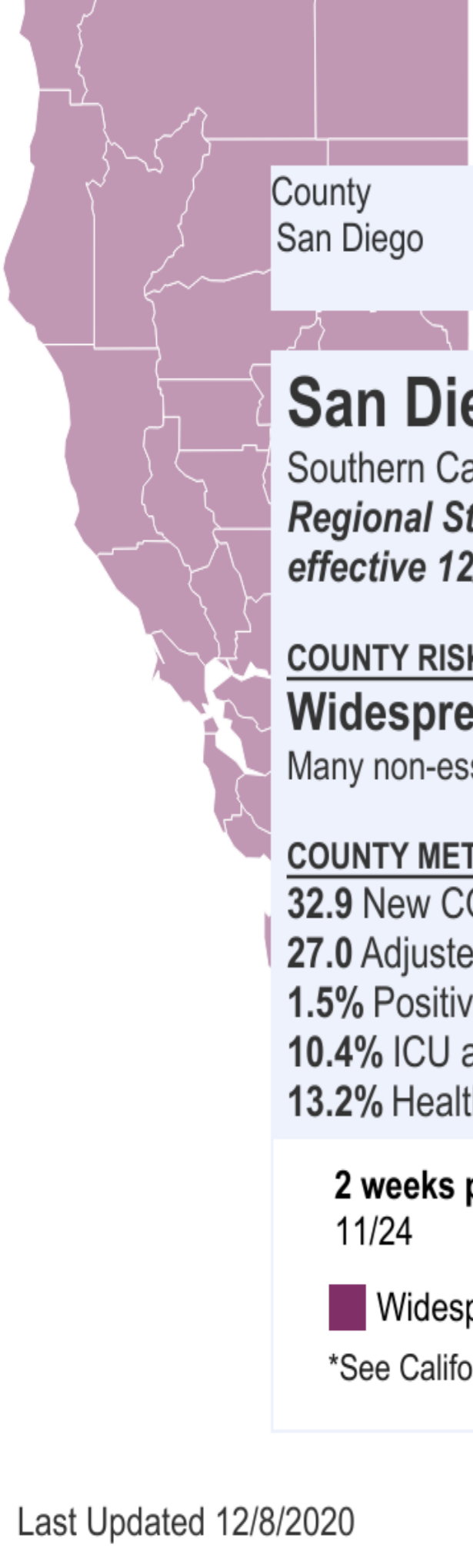


## COVID-19 Confirmed ICU Patients 30 Days



**130% increase in COVID-19 confirmed ICU patients over 30 days**





County  
San Diego

**Statewide metrics**

**34.0** New COVID-19 positive cases per day per 100K

**8.4%** Positivity rate (7-day average)

**13.3%** ICU availability

**San Diego County**

[Close](#)

Southern California Region  
***Regional Stay Home Order effective 12/6/2020 11:59 PM***

COUNTY RISK LEVEL

**Widespread\***

Many non-essential indoor business operations are closed

COUNTY METRICS

**32.9** New COVID-19 cases per day per 100K

**27.0** Adjusted case rate for tier assignment

**1.5%** Positivity rate (7-day average)

**10.4%** ICU availability

**13.2%** Health equity quartile positivity rate

**2 weeks prior**

11/24

Widespread

**10 days prior**

11/28

Widespread

**1 week prior**

12/1

Widespread

**Current**

12/8

Widespread

\*See California Blueprint Data Chart for tier determination

- Widespread
- Substantial
- Moderate



# Chula Vista Case Rate

~ Covid-19 Case Rate by ZIP Code/ Jurisdiction - San Diego County currently in PURPLE tier - updated 12/3/2020

Showing 1

Jurisdiction:  
**CHULA VISTA**

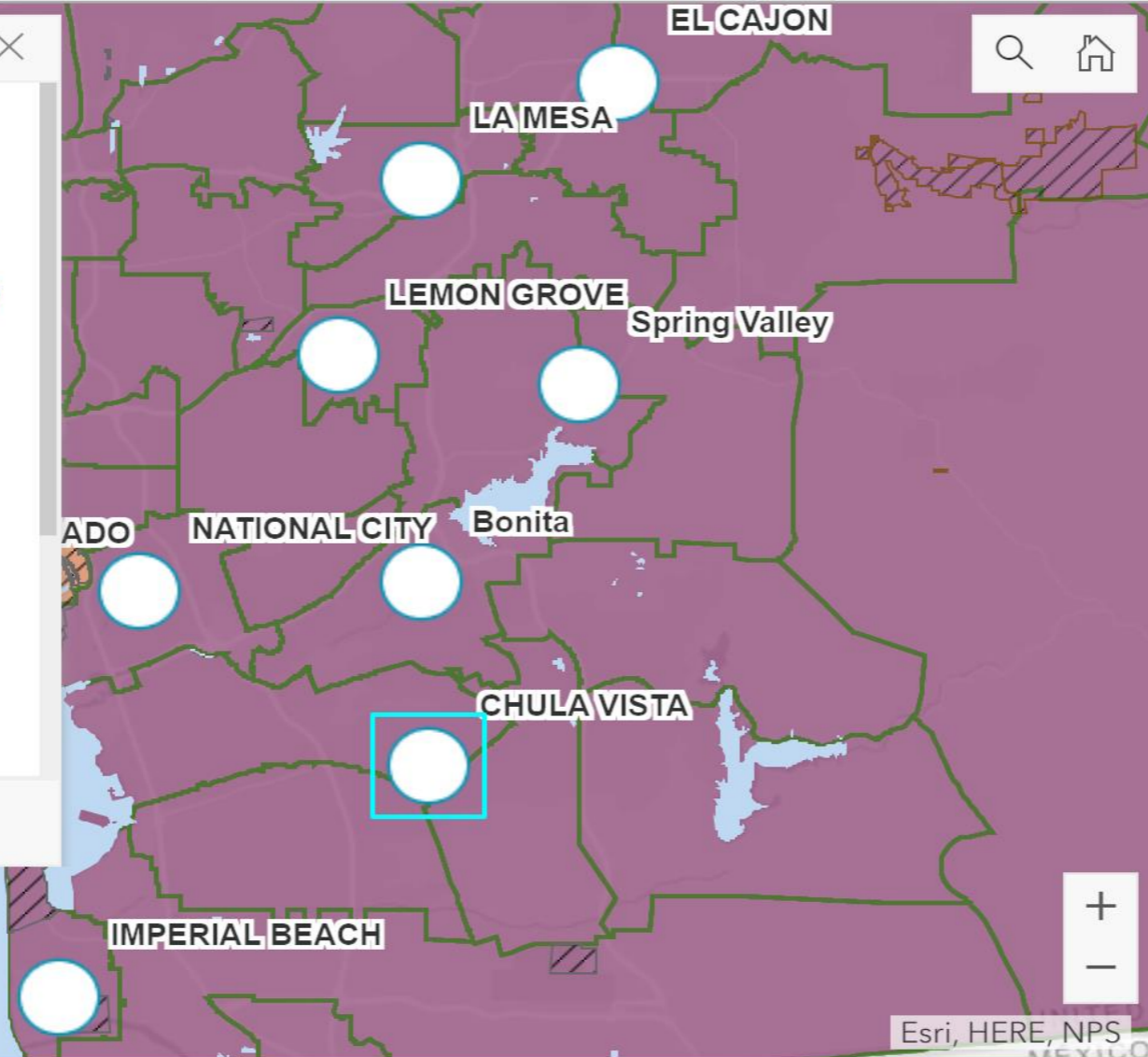
Case Rate (7-day avg. w/ 4-day lag): **44.7**

New Cases (7-day period): **849**

Previous 7-Day Case Rate: **29.8**

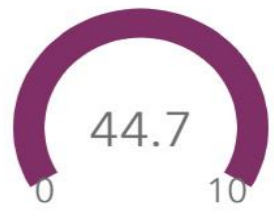
Population: **271,411**

Total Cases: **10,016**



- ### Jurisdiction List
- (In Map Extent)
- Bonita
  - CHULA VISTA**
  - CORONADO
  - EL CAJON
  - IMPERIAL BEACH
  - LA MESA
  - LEMON GROVE
  - NATIONAL CITY
  - Spring Valley

**Current Week Rate**  
Nov. 19 - Nov. 25



Jurisdictions with less than 20 cases in the seven-day period can result in unstable rate

**Previous Week Rate**  
Nov. 11 - Nov. 18



[Link: State of California: Blueprint for a Safer Economy](#)

**PURPLE TIER (Widespread)**  
Case Rate >7.0  
Testing Positivity >8.0%  
Many non-essential indoor

**RED TIER (Substantial)**  
Case Rate 4.0-7.0  
Testing Positivity 5.0-8.0%  
Some non-essential indoor

**ORANGE TIER (Moderate)**  
Case Rate 1.0-3.9  
Testing Positivity 2.0-4.9%

**YELLOW TIER (Minimal)**  
Case Rate <1.0  
Testing Positivity <2.0%



# New Stay-at-Home Order

## Regional Stay Home Order Starting Monday

### Closed

- Indoor and outdoor playgrounds
- Hair salons and barbershops
- Personal care services (includes nail salons)
- Museums, zoos, and aquariums
- Indoor recreational facilities
- Movie theaters



## Regional Stay Home Order Starting Monday

### Open with modifications

- **Restaurants:** Take-out, pick-up, or delivery only.
- **Retail:** Indoor 20% capacity.
- **Hotels and lodging:** For critical infrastructure support only.
- **Offices:** Remote only except critical infrastructure sectors when remote not possible.
- **Outdoor recreational facilities:** Outdoor operation only. Overnight stays at campgrounds not permitted.
- **Places of worship:** Outdoor services only.

# *Questions?*

[www.chulavistaca.gov/coronavirus](http://www.chulavistaca.gov/coronavirus)

@thinkchulavista