

Summary of Portfolio Characteristics and Key Statistics

| Security Type ¹ | Market Value ² | % of Portfolio | Policy Limits | Sector Distribution | |
|--|---------------------------|----------------|---------------|---------------------------------------|--|
| U.S. Treasuries | \$71,518,472 | 37% | 100% | | |
| Federal Agencies | \$41,034,327 | 21% | 100% | | |
| Federal Agency CMOs | \$1,389,795 | 1% | 100% | | |
| Municipal Obligations | \$0 | 0% | 100% | | |
| Commercial Paper | \$0 | 0% | 25% | | |
| Negotiable CDs | \$5,402,892 | 3% | 30% | | |
| Corporate Notes | \$34,186,107 | 18% | 30% | | |
| Asset-Backed Securities | \$3,155,332 | 2% | 20% | | |
| Money Market Fund | \$235,216 | <1% | 20% | | |
| San Diego County Pool | \$34,701,005 | 18% | 100% | | |
| LAIF | \$1,642,189 | 1% | \$50 Million | | |
| Totals | \$193,265,335 | 100% | | | |
| Credit Quality (S&P Ratings) | | | | Maturity Distribution | |
| | | | | | |
| Key Statistics ⁴ | | | | Total Return ⁵ | |
| Par Value | | \$190,939,410 | | Unannualized | |
| Amortized Cost | | \$191,577,972 | | Chula Vista Past Quarter 0.82% | |
| Weighted Average Maturity (years) | | 2.47 | | BAML 1-5 Yr TSY Index 0.81% | |
| Effective Duration (years) | | 2.32 | | Annualized | |
| Yield to Maturity at Cost | | 1.30% | | Chula Vista Past Quarter 3.32% | |
| Yield to Maturity at Market | | 0.91% | | BAML 1-5 Yr TSY Index 3.29% | |

Notes:

- End of quarter trade-date market values of portfolio holdings. Percentages may not add to 100% due to rounding.
- Balances held in LAIF and the San Diego County Investment Pool are not managed by PFM Asset Management LLC.
- Nissan ABS is not rated by S&P, but is rated Aaa by Moody's. Goldman Sachs, Morgan Stanley and Citigroup are rated BBB+ by S&P, but Goldman Sachs is rated A3 by Moody's, Morgan Stanley is rated A3 b Moody's and Citigroup is rated A by Fitch.
- Yields, weighted average maturity, and effective duration exclude balances not managed by PFM Asset Management LLC.
- Performance is measured on a total return basis, which takes into account interest income, realized gains and losses, and unrealized gains and losses due to changes in market value. Returns excludes balances not managed by PFM Asset Management LLC. Returns for periods less than 1 year are unannualized. Returns on trade date basis, gross (i.e., before fees), in accordance with the CFA Institute's Global Investment Performance Standards (GIPS). Bank of America Merrill Lynch (BAML) Indices provided by Bloomberg Financial Markets. Annualized return for quarter assumes the portfolio generates the same unannualized return for four quarters.

Summary

- On June 23, the British public voted to leave the European Union (EU) – so-called “Brexit” referendum – after forty-three years of membership. This historic vote was the first of its kind, shocking markets and triggering outsized market reactions. Bond yields fell sharply, sending 10- and 30-year Treasury yields to all-time lows. Equity indexes saw a sharp pullback following the vote, but pared losses by month-end amid anticipated central bank accommodation. Meanwhile, the British pound fell to its lowest level since 1985 against the U.S. dollar.
- Amid the uncertainty caused by Brexit, central banks around the world are expected to remain accommodative, keeping rates lower for longer and seemingly boosting equity prices – despite the potential slowdown of British and European economies.
- The Federal Reserve (Fed) left policy rates unchanged at both its second-quarter meetings. In June, even before the Brexit vote, the Federal Open Market Committee (FOMC) once again lowered its expectation for rate hikes in 2016 via the so-called “dot plot.” By quarter-end, the market was pricing in a 0% chance of a rate hike in July, and less than a 10% chance for a hike this year.

Economic Snapshot

- The modest U.S. economic expansion continued, and unemployment ended the quarter below 5%. However, measures of economic strength in the U.S. remained mixed.
- U.S. gross domestic product (GDP) grew at a 1.1% rate in the first quarter of 2016, driven by improving trade and business investment, which more than compensated for weakness in consumer spending. Economic growth is expected to rebound in the second quarter to around 2.5%, with a preliminary reading to be released in late July.
- Job growth decelerated for four straight months before a sharp rebound in June. The U.S. economy added 287,000 jobs in June, the largest gain since October 2015. Year-to-date, the economy added over 1 million jobs, but it is nearly 300,000 behind last year’s pace. The unemployment rate ended the quarter at 4.9%.

- Inflation pressures remained relatively unchanged in the second quarter as the personal consumption expenditure (PCE) price index, the Fed’s favored metric of inflation, rose 1.6% for the year ended May. Oil prices settled into a \$40 to \$50 per barrel range, while home prices rose 5.4% year-over-year. Average hourly earnings, an important measure of wages, grew 2.6% over the past 12 months, matching a nearly 7-year high.

Interest Rates

- Interest rates ended the quarter significantly lower amid the Fed’s dovish tone during the quarter and the flight to safety stimulated by the Brexit vote. Declines were led by longer maturity yields, flattening the yield curve. The spread between the two-year and 10-year Treasury yields fell to 89 basis points (0.89%) compared to 105 basis points (1.05%) at the end of the first quarter. The two-year Treasury yield fell 14 basis points (0.14%) during the quarter, while the yield on the 10-year Treasury fell 30 basis points (0.30%).
- In the money market space, shorter Treasuries posted modest increases, while short-term credit instruments, like commercial paper and bank certificates of deposit (CDs), continued to offer unusually wide yield spreads.

Sector Performance

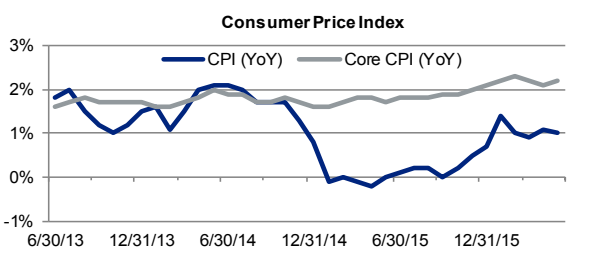
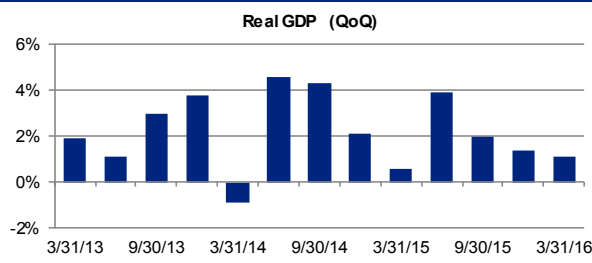
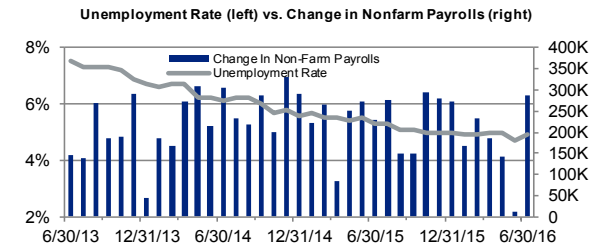
- U.S. Treasury indexes posted another quarter of strong returns as rate declines boosted market values. Because the yield curve flattened, longer maturity issues performed best.
- Non-callable federal agency securities performed generally in line with comparable maturity Treasuries.
- Corporate yield spreads tightened throughout most of the second quarter as credit conditions stabilized from the first quarter’s energy price-driven volatility. Post Brexit, corporates experienced a brief spike in spreads, but quickly recovered by quarter end. The sector generated strong outperformance relative to Treasuries, adding to its 2016 return advantage.
- Mortgage-backed securities underperformed Treasuries for the second straight quarter. Declining interest rates, which drove accelerated prepayment expectations, continued to hurt the sector.

Economic Snapshot

| Labor Market | Latest | Mar 2016 | Jun 2015 | |
|-------------------------------|--------|----------|----------|---------|
| Unemployment Rate | Jun'16 | 4.9% | 5.0% | 5.3% |
| Change In Non-Farm Payrolls | Jun'16 | 287,000 | 186,000 | 228,000 |
| Average Hourly Earnings (YoY) | Jun'16 | 2.6% | 2.3% | 2.0% |
| Personal Income (YoY) | May'16 | 4.0% | 4.6% | 4.6% |
| Initial Jobless Claims (week) | 7/1/16 | 254,000 | 276,000 | 280,000 |

| Growth | Latest | Mar 2016 | Jun 2015 | |
|-------------------------------------|--------|-----------|-------------------|-------------------|
| Real GDP (QoQ SAAR) | 2016Q1 | 1.1% | 1.4% ¹ | 0.6% ² |
| GDP Personal Consumption (QoQ SAAR) | 2016Q1 | 1.5% | 2.4% ¹ | 1.8% ² |
| Retail Sales (YoY) | May'16 | 2.5% | 1.7% | 2.1% |
| ISM Manufacturing Survey (month) | Jun'16 | 53.2 | 51.8 | 53.1 |
| Existing Home Sales SAAR (month) | May'16 | 5.53 mil. | 5.36 mil. | 5.41 mil. |

| Inflation / Prices | Latest | Mar 2016 | Jun 2015 | |
|---|--------|----------|----------|---------|
| Personal Consumption Expenditures (YoY) | May'16 | 0.9% | 0.8% | 0.3% |
| Consumer Price Index (YoY) | May'16 | 1.0% | 0.9% | 0.1% |
| Consumer Price Index Core (YoY) | May'16 | 2.2% | 2.2% | 1.8% |
| Crude Oil Futures (WTI, per barrel) | Jun 30 | \$48.33 | \$38.34 | \$59.47 |
| Gold Futures (oz.) | Jun 30 | \$1,321 | \$1,234 | \$1,172 |



1. Data as of Fourth Quarter 2015

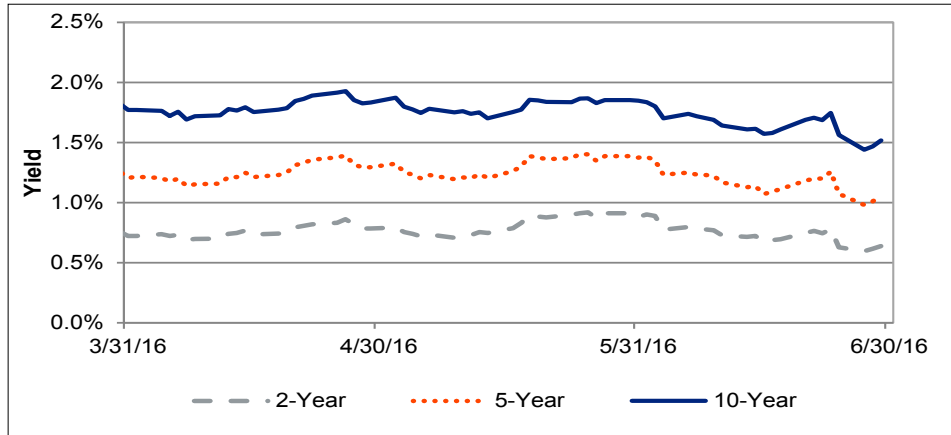
2. Data as of First Quarter 2015

Note: YoY = year over year, QoQ = quarter over quarter, SAAR = seasonally adjusted annual rate, WTI = West Texas Intermediate crude oil

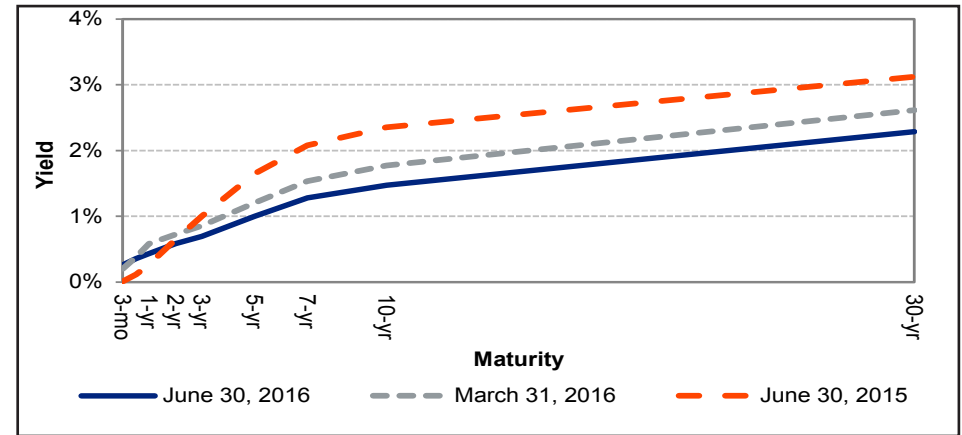
Source: Bloomberg

Interest Rate Overview

U.S. Treasury Note Yields



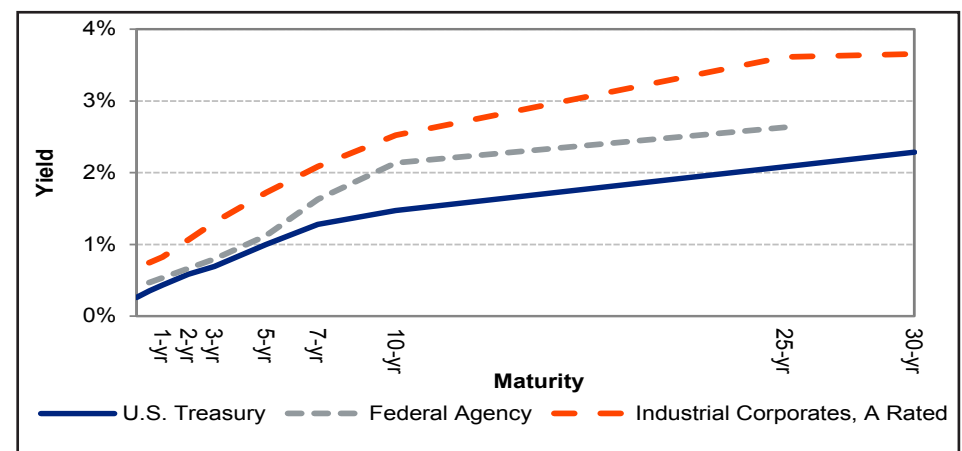
U.S. Treasury Yield Curve



U.S. Treasury Yields

| Maturity | 6/30/16 | 3/31/16 | Change over Quarter | 6/30/15 | Change over Year |
|----------|---------|---------|---------------------|---------|------------------|
| 3-month | 0.26% | 0.20% | 0.06% | 0.01% | 0.25% |
| 1-year | 0.44% | 0.58% | (0.14%) | 0.27% | 0.17% |
| 2-year | 0.58% | 0.72% | (0.14%) | 0.65% | (0.07%) |
| 5-year | 1.00% | 1.21% | (0.21%) | 1.65% | (0.65%) |
| 10-year | 1.47% | 1.77% | (0.30%) | 2.35% | (0.88%) |
| 30-year | 2.29% | 2.61% | (0.32%) | 3.12% | (0.83%) |

Yield Curves as of 6/30/16



Source: Bloomberg

BofA Merrill Lynch Index Returns

| | As of 6/30/2016 | | Returns for Periods ended 6/30/2016 | | |
|--|-----------------|-------|-------------------------------------|--------|---------|
| | Duration | Yield | 3 Month | 1 Year | 3 Years |
| 1-3 Year Indices | | | | | |
| U.S. Treasury | 1.90 | 0.60% | 0.53% | 1.31% | 0.98% |
| Federal Agency | 1.58 | 0.72% | 0.41% | 1.27% | 1.04% |
| U.S. Corporates, A-AAA rated | 1.94 | 1.35% | 0.83% | 2.24% | 1.79% |
| Agency MBS (0 to 3 years) | 2.22 | 1.22% | 0.65% | 2.50% | 1.92% |
| Taxable Municipals | 2.04 | 2.15% | 1.38% | 3.71% | 2.21% |
| 1-5 Year Indices | | | | | |
| U.S. Treasury | 2.74 | 0.72% | 0.81% | 2.43% | 1.65% |
| Federal Agency | 2.06 | 0.81% | 0.59% | 1.94% | 1.59% |
| U.S. Corporates, A-AAA rated | 2.77 | 1.57% | 1.14% | 3.32% | 2.74% |
| Agency MBS (0 to 5 years) | 3.35 | 1.75% | 1.02% | 3.37% | 3.01% |
| Taxable Municipals | 2.67 | 1.90% | 1.78% | 4.88% | 3.01% |
| Master Indices (Maturities 1 Year or Greater) | | | | | |
| U.S. Treasury | 6.62 | 1.13% | 2.24% | 6.67% | 3.83% |
| Federal Agency | 3.83 | 1.13% | 1.34% | 3.92% | 2.89% |
| U.S. Corporates, A-AAA rated | 7.11 | 2.44% | 2.90% | 7.89% | 5.37% |
| Agency MBS (0 to 30 years) | 3.47 | 1.81% | 1.12% | 4.38% | 3.73% |
| Taxable Municipals | 4.17 | 2.36% | 2.61% | 7.12% | 4.25% |

Returns for periods greater than one year are annualized

Source: BofA Merrill Lynch Indices

Disclosures

The views expressed within this material constitute the perspective and judgment of PFM Asset Management LLC (PFMAM) at the time of distribution and are subject to change. Information is obtained from sources generally believed to be reliable and available to the public; however, PFMAM cannot guarantee its accuracy, completeness, or suitability. This material is for general information purposes only and is not intended to provide specific advice or recommendation. The information contained in this report is not an offer to purchase or sell any securities. PFMAM is registered with the Securities and Exchange Commission under the Investment Advisers Act of 1940. PFMAM's clients are state and local governments, non-profit corporations, pension funds, and similar institutional investors.

Further distribution is not permitted without prior written consent.



PFM Asset Management LLC



Managed Account Detail of Securities Held

For the Month Ending **June 30, 2016**

CITY OF CHULA VISTA

| Security Type/Description Dated Date/Coupon/Maturity | CUSIP | Par | S&P Rating | Moody's Rating | Trade Date | Settle Date | Original Cost | YTM at Cost | Accrued Interest | Amortized Cost | Market Value |
|---|--------------|--------------|---------------------------|---------------------------|-----------------------|------------------------|--------------------------|------------------------|-----------------------------|---------------------------|-------------------------|
| U.S. Treasury Bond / Note | | | | | | | | | | | |
| US TREASURY NOTES DTD 09/30/2011 1.000% 09/30/2016 | 912828RJ1 | 2,985,000.00 | AA+ | Aaa | 08/26/14 | 08/27/14 | 3,009,836.13 | 0.60 | 7,503.28 | 2,987,965.00 | 2,989,814.81 |
| US TREASURY NOTES DTD 07/31/2013 1.375% 07/31/2018 | 912828VQ0 | 4,500,000.00 | AA+ | Aaa | 07/02/15 | 07/06/15 | 4,544,648.44 | 1.05 | 25,837.91 | 4,530,454.34 | 4,570,663.50 |
| US TREASURY NOTES DTD 10/31/2011 1.750% 10/31/2018 | 912828RP7 | 3,895,000.00 | AA+ | Aaa | 08/04/15 | 08/05/15 | 3,977,008.01 | 1.09 | 11,483.90 | 3,954,376.63 | 3,994,201.76 |
| US TREASURY NOTES DTD 12/02/2013 1.250% 11/30/2018 | 912828A34 | 7,975,000.00 | AA+ | Aaa | 07/02/15 | 07/06/15 | 7,994,314.46 | 1.18 | 8,443.48 | 7,988,808.55 | 8,088,707.55 |
| US TREASURY NOTES DTD 01/31/2012 1.250% 01/31/2019 | 912828SD3 | 1,000,000.00 | AA+ | Aaa | 02/19/15 | 02/23/15 | 994,023.44 | 1.41 | 5,219.78 | 996,044.10 | 1,014,766.00 |
| US TREASURY NOTES DTD 06/02/2014 1.500% 05/31/2019 | 912828WL0 | 8,500,000.00 | AA+ | Aaa | 07/02/15 | 07/06/15 | 8,543,828.13 | 1.36 | 10,799.18 | 8,532,989.95 | 8,691,913.00 |
| US TREASURY NOTES DTD 10/01/2012 1.000% 09/30/2019 | 912828TR1 | 2,065,000.00 | AA+ | Aaa | 04/23/15 | 04/27/15 | 2,039,348.83 | 1.29 | 5,190.71 | 2,046,036.84 | 2,080,406.97 |
| US TREASURY NOTES DTD 10/01/2012 1.000% 09/30/2019 | 912828TR1 | 3,050,000.00 | AA+ | Aaa | 05/01/15 | 05/04/15 | 3,001,867.19 | 1.37 | 7,666.67 | 3,014,250.77 | 3,072,756.05 |
| US TREASURY NOTES DTD 10/31/2014 1.500% 10/31/2019 | 912828F62 | 1,500,000.00 | AA+ | Aaa | 06/26/15 | 06/29/15 | 1,493,496.09 | 1.60 | 3,790.76 | 1,494,972.32 | 1,534,921.50 |
| US TREASURY NOTES DTD 10/31/2014 1.500% 10/31/2019 | 912828F62 | 8,500,000.00 | AA+ | Aaa | 07/02/15 | 07/06/15 | 8,500,664.06 | 1.50 | 21,480.98 | 8,500,558.88 | 8,697,888.50 |
| US TREASURY NOTES DTD 11/30/2012 1.000% 11/30/2019 | 912828UB4 | 3,000,000.00 | AA+ | Aaa | 05/26/15 | 05/28/15 | 2,940,468.75 | 1.46 | 2,540.98 | 2,954,549.43 | 3,019,569.00 |
| US TREASURY NOTES DTD 02/28/2013 1.250% 02/29/2020 | 912828UO1 | 1,200,000.00 | AA+ | Aaa | 10/08/15 | 10/13/15 | 1,196,296.88 | 1.32 | 5,013.59 | 1,196,891.58 | 1,217,906.40 |
| US TREASURY NOTES DTD 02/28/2013 1.250% 02/29/2020 | 912828UO1 | 1,200,000.00 | AA+ | Aaa | 10/23/15 | 10/23/15 | 1,196,156.25 | 1.33 | 5,013.59 | 1,196,754.14 | 1,217,906.40 |
| US TREASURY NOTES DTD 02/28/2013 1.250% 02/29/2020 | 912828UO1 | 3,045,000.00 | AA+ | Aaa | 11/13/15 | 11/13/15 | 3,002,774.41 | 1.59 | 12,721.98 | 3,008,816.72 | 3,090,437.49 |



Managed Account Detail of Securities Held

For the Month Ending **June 30, 2016**

CITY OF CHULA VISTA

| Security Type/Description Dated Date/Coupon/Maturity | CUSIP | Par | S&P Rating | Moody's Rating | Trade Date | Settle Date | Original Cost | YTM at Cost | Accrued Interest | Amortized Cost | Market Value |
|---|-----------|----------------------|---------------|-------------------|---------------|----------------|----------------------|----------------|---------------------|----------------------|----------------------|
| U.S. Treasury Bond / Note | | | | | | | | | | | |
| US TREASURY NOTES DTD 11/15/2010 2.625% 11/15/2020 | 912828PC8 | 6,530,000.00 | AA+ | Aaa | 05/26/16 | 05/31/16 | 6,890,170.31 | 1.35 | 21,892.36 | 6,883,547.13 | 6,996,281.18 |
| US TREASURY N/B DTD 12/31/2015 1.750% 12/31/2020 | 912828N48 | 4,000,000.00 | AA+ | Aaa | 06/01/16 | 06/02/16 | 4,067,187.50 | 1.37 | 190.22 | 4,066,069.12 | 4,137,656.00 |
| US TREASURY NOTES DTD 01/31/2016 1.375% 01/31/2021 | 912828N89 | 3,500,000.00 | AA+ | Aaa | 06/07/16 | 06/10/16 | 3,523,925.78 | 1.22 | 20,096.15 | 3,523,642.29 | 3,561,932.50 |
| US TREASURY NOTES DTD 03/31/2016 1.250% 03/31/2021 | 912828Q37 | 3,500,000.00 | AA+ | Aaa | 06/07/16 | 06/10/16 | 3,503,007.81 | 1.23 | 10,997.27 | 3,502,975.70 | 3,540,743.50 |
| Security Type Sub-Total | | 69,945,000.00 | | | | | 70,419,022.47 | 1.29 | 185,882.79 | 70,379,703.49 | 71,518,472.11 |

| | | | | | | | | | | | |
|---|-----------|---------------------|-----|-----|----------|----------|---------------------|-------------|-----------------|---------------------|---------------------|
| Federal Agency Collateralized Mortgage Obligation | | | | | | | | | | | |
| FANNIE MAE SERIES 2015-M13 ASQ2 DTD 10/01/2015 1.646% 09/01/2019 | 3136AODO0 | 1,375,000.00 | AA+ | Aaa | 10/07/15 | 10/30/15 | 1,388,769.11 | 1.08 | 1,886.04 | 1,386,044.30 | 1,389,794.59 |
| Security Type Sub-Total | | 1,375,000.00 | | | | | 1,388,769.11 | 1.08 | 1,886.04 | 1,386,044.30 | 1,389,794.59 |

| | | | | | | | | | | | |
|--|-----------|--------------|-----|-----|----------|----------|--------------|------|-----------|--------------|--------------|
| Federal Agency Bond / Note | | | | | | | | | | | |
| FHLMC BONDS (CALLED, OMD 01/03/2018) DTD 01/03/2013 0.875% 07/03/2016 | 3134G32V1 | 3,000,000.00 | AA+ | Aaa | 01/03/13 | 01/03/13 | 3,000,000.00 | 0.88 | 12,979.17 | 3,000,000.00 | 2,999,994.00 |
| FFCB BONDS (CALLED, OMD 10/10/2017) DTD 10/10/2012 0.900% 07/07/2016 | 3133EA3J5 | 4,000,000.00 | AA+ | Aaa | 10/10/12 | 10/10/12 | 4,000,000.00 | 0.90 | 8,100.00 | 4,000,000.00 | 4,000,124.00 |
| FHLB NOTES (CALLED, OMD 11/28/2016) DTD 11/28/2012 0.590% 07/11/2016 | 313381C78 | 3,000,000.00 | AA+ | Aaa | 11/28/12 | 11/28/12 | 3,000,000.00 | 0.59 | 1,622.50 | 3,000,000.00 | 3,000,042.00 |
| FHLB BONDS (CALLED, OMD 10/23/2017) DTD 10/23/2012 0.900% 07/12/2016 | 313380Z34 | 3,000,000.00 | AA+ | Aaa | 10/23/12 | 10/23/12 | 3,000,000.00 | 0.90 | 5,100.00 | 3,000,000.00 | 3,000,078.00 |
| FFCB BONDS (CALLED, OMD 10/18/2017) DTD 10/18/2012 0.870% 07/15/2016 | 3133EA5A2 | 3,000,000.00 | AA+ | Aaa | 10/16/12 | 10/18/12 | 3,000,000.00 | 0.87 | 5,292.50 | 3,000,000.00 | 3,000,009.00 |
| FFCB BONDS (CALLED, OMD 05/30/2017) DTD 05/30/2013 0.750% 07/15/2016 | 3133ECOT4 | 4,000,000.00 | AA+ | Aaa | 05/30/13 | 05/30/13 | 4,000,000.00 | 0.75 | 2,583.33 | 4,000,000.00 | 4,000,108.00 |



Managed Account Detail of Securities Held

For the Month Ending **June 30, 2016**

CITY OF CHULA VISTA

| Security Type/Description Dated Date/Coupon/Maturity | CUSIP | Par | S&P Rating | Moody's Rating | Trade Date | Settle Date | Original Cost | YTM at Cost | Accrued Interest | Amortized Cost | Market Value |
|--|-----------|----------------------|---------------|-------------------|---------------|----------------|----------------------|----------------|---------------------|----------------------|----------------------|
| Federal Agency Bond / Note | | | | | | | | | | | |
| FEDERAL FARM CREDIT BANKS(CALLABLE) BOND DTD 12/19/2012 0.730% 06/19/2017 | 3133ECAL8 | 3,000,000.00 | AA+ | Aaa | 12/19/12 | 12/19/12 | 3,000,000.00 | 0.73 | 730.00 | 3,000,000.00 | 3,000,225.00 |
| FFCB NOTES DTD 09/21/2012 0.830% 09/21/2017 | 3133EAY28 | 3,000,000.00 | AA+ | Aaa | 09/21/12 | 09/21/12 | 3,000,000.00 | 0.83 | 6,916.67 | 3,000,000.00 | 3,007,401.00 |
| FREDDIE MAC (EX-CALLABLE) BONDS DTD 12/26/2012 0.850% 12/26/2017 | 3134G32L3 | 3,000,000.00 | AA+ | Aaa | 12/26/12 | 12/26/12 | 3,000,000.00 | 0.85 | 354.17 | 3,000,000.00 | 3,007,806.00 |
| FANNIE MAE (CALLABLE) BONDS DTD 12/27/2012 0.900% 12/27/2017 | 3136G14X4 | 3,000,000.00 | AA+ | Aaa | 12/27/12 | 12/27/12 | 3,000,000.00 | 0.90 | 300.00 | 3,000,000.00 | 2,999,355.00 |
| FANNIE MAE (CALLABLE) NOTES DTD 01/30/2013 1.030% 01/30/2018 | 3135G0TV5 | 3,000,000.00 | AA+ | Aaa | 01/30/13 | 01/30/13 | 3,000,000.00 | 1.03 | 12,960.83 | 3,000,000.00 | 3,000,201.00 |
| FREDDIE MAC (EX-CALLABLE) BONDS DTD 05/29/2013 1.000% 05/29/2018 | 3134G45W4 | 3,000,000.00 | AA+ | Aaa | 05/29/13 | 05/29/13 | 3,000,000.00 | 1.00 | 2,666.67 | 3,000,000.00 | 3,014,130.00 |
| FANNIE MAE (CALLABLE) BONDS DTD 06/06/2013 1.125% 06/06/2018 | 3135G0XS7 | 3,000,000.00 | AA+ | Aaa | 06/06/13 | 06/06/13 | 3,000,000.00 | 1.13 | 2,343.75 | 3,000,000.00 | 3,004,854.00 |
| Security Type Sub-Total | | 41,000,000.00 | | | | | 41,000,000.00 | 0.87 | 61,949.59 | 41,000,000.00 | 41,034,327.00 |
| Corporate Note | | | | | | | | | | | |
| PFIZER INC GLOBAL NOTES DTD 06/03/2013 0.900% 01/15/2017 | 717081DD2 | 2,000,000.00 | AA | A1 | 07/02/15 | 07/08/15 | 2,002,620.00 | 0.81 | 8,300.00 | 2,000,933.04 | 2,001,286.00 |
| BERKSHIRE HATHAWAY NOTES DTD 05/15/2013 1.300% 05/15/2018 | 084664BW0 | 425,000.00 | AA | Aa2 | 07/23/15 | 07/27/15 | 423,763.25 | 1.41 | 705.97 | 424,169.39 | 427,673.68 |
| BERKSHIRE HATHAWAY NOTES DTD 05/15/2013 1.300% 05/15/2018 | 084664BW0 | 1,346,000.00 | AA | Aa2 | 07/10/15 | 07/15/15 | 1,346,336.50 | 1.29 | 2,235.86 | 1,346,227.85 | 1,354,467.69 |
| BANK OF AMERICA BANK NOTES DTD 06/05/2015 1.750% 06/05/2018 | 06050TMC3 | 800,000.00 | A | A1 | 10/20/15 | 10/23/15 | 801,160.00 | 1.69 | 1,011.11 | 800,863.35 | 805,335.20 |
| CHEVRON CORP GLOBAL NOTES DTD 06/24/2013 1.718% 06/24/2018 | 166764AE0 | 1,500,000.00 | AA- | Aa2 | 04/23/15 | 04/27/15 | 1,523,610.00 | 1.21 | 501.08 | 1,514,915.33 | 1,517,523.00 |



Managed Account Detail of Securities Held

For the Month Ending **June 30, 2016**

CITY OF CHULA VISTA

| Security Type/Description Dated Date/Coupon/Maturity | CUSIP | Par | S&P Rating | Moody's Rating | Trade Date | Settle Date | Original Cost | YTM at Cost | Accrued Interest | Amortized Cost | Market Value |
|---|-----------|--------------|---------------|-------------------|---------------|----------------|------------------|----------------|---------------------|-------------------|-----------------|
| Corporate Note | | | | | | | | | | | |
| GOLDMAN SACHS GROUP INC NOTES DTD 07/19/2013 2.900% 07/19/2018 | 38147MAA3 | 975,000.00 | BBB+ | A3 | 10/28/15 | 10/28/15 | 1,004,298.75 | 1.77 | 12,723.75 | 997,181.00 | 1,000,515.75 |
| CITIGROUP INC CORP NOTES DTD 09/26/2013 2.500% 09/26/2018 | 172967HC8 | 975,000.00 | BBB+ | Baa1 | 10/28/15 | 10/28/15 | 991,233.75 | 1.91 | 6,432.29 | 987,552.47 | 994,324.50 |
| US BANCORP NOTES (CALLABLE) DTD 11/07/2013 1.950% 11/15/2018 | 91159HHE3 | 3,000,000.00 | A+ | A1 | 08/17/15 | 08/19/15 | 3,021,840.00 | 1.72 | 7,475.00 | 3,015,982.83 | 3,062,997.00 |
| BANK OF NY MELLN CORP (CALLABLE) NOTES DTD 11/18/2013 2.100% 01/15/2019 | 06406HCP2 | 1,000,000.00 | A | A1 | 09/18/15 | 09/21/15 | 1,007,240.00 | 1.87 | 9,683.33 | 1,005,547.86 | 1,022,333.00 |
| IBM CORP NOTE DTD 02/12/2014 1.950% 02/12/2019 | 459200HT1 | 1,500,000.00 | AA- | Aa3 | 04/23/15 | 04/27/15 | 1,528,290.00 | 1.44 | 11,293.75 | 1,519,672.88 | 1,536,882.00 |
| TOYOTA MOTOR CREDIT CORP DTD 02/19/2016 1.700% 02/19/2019 | 89236TCU7 | 1,530,000.00 | AA- | Aa3 | 02/16/16 | 02/19/16 | 1,529,816.40 | 1.70 | 9,537.00 | 1,529,838.37 | 1,549,556.46 |
| CISCO SYSTEMS INC GLOBAL NOTES DTD 03/03/2014 2.125% 03/01/2019 | 17275RAR3 | 1,500,000.00 | AA- | A1 | 06/26/15 | 06/29/15 | 1,506,270.00 | 2.01 | 10,625.00 | 1,504,610.79 | 1,540,593.00 |
| APPLE INC GLOBAL NOTES DTD 05/06/2014 2.100% 05/06/2019 | 037833AQ3 | 1,500,000.00 | AA+ | Aa1 | 06/26/15 | 06/29/15 | 1,511,475.00 | 1.89 | 4,812.50 | 1,508,569.97 | 1,543,668.00 |
| AMERICAN EXPRESS CREDIT CORP NOTES DTD 08/15/2014 2.250% 08/15/2019 | 0258M0DP1 | 1,000,000.00 | A- | A2 | 09/18/15 | 09/21/15 | 1,003,820.00 | 2.15 | 8,500.00 | 1,003,090.64 | 1,020,818.00 |
| GENERAL ELECTRIC CAP CORP (CALLABLE) DTD 01/09/2015 2.200% 01/09/2020 | 36962G7M0 | 1,500,000.00 | AA+ | A1 | 05/26/16 | 06/01/16 | 1,533,555.00 | 1.56 | 15,766.67 | 1,532,790.12 | 1,546,057.50 |
| JPMORGAN CHASE & CO (CALLABLE) DTD 01/23/2015 2.250% 01/23/2020 | 46625HKA7 | 1,000,000.00 | A- | A3 | 09/18/15 | 09/21/15 | 993,230.00 | 2.41 | 9,875.00 | 994,404.97 | 1,013,753.00 |
| JPMORGAN CHASE & CO (CALLABLE) DTD 01/23/2015 2.250% 01/23/2020 | 46625HKA7 | 1,500,000.00 | A- | A3 | 04/23/15 | 04/27/15 | 1,504,815.00 | 2.18 | 14,812.50 | 1,503,662.40 | 1,520,629.50 |
| WELLS FARGO & CO DTD 02/02/2015 2.150% 01/30/2020 | 94974BGF1 | 1,000,000.00 | A | A2 | 09/18/15 | 09/21/15 | 998,000.00 | 2.20 | 9,018.06 | 998,353.13 | 1,016,964.00 |
| WELLS FARGO & CO DTD 02/02/2015 2.150% 01/30/2020 | 94974BGF1 | 1,500,000.00 | A | A2 | 03/26/15 | 03/27/15 | 1,500,045.00 | 2.15 | 13,527.08 | 1,500,042.99 | 1,525,446.00 |



Managed Account Detail of Securities Held

For the Month Ending **June 30, 2016**

CITY OF CHULA VISTA

| Security Type/Description Dated Date/Coupon/Maturity | CUSIP | Par | S&P Rating | Moody's Rating | Trade Date | Settle Date | Original Cost | YTM at Cost | Accrued Interest | Amortized Cost | Market Value |
|---|-----------|--------------|---------------|-------------------|---------------|----------------|------------------|----------------|---------------------|-------------------|-----------------|
| Corporate Note | | | | | | | | | | | |
| AMERICAN HONDA FINANCE CORP NOTES DTD 03/13/2015 2.150% 03/13/2020 | 02665WAU5 | 1,500,000.00 | A+ | A1 | 03/26/15 | 03/27/15 | 1,506,045.00 | 2.06 | 9,675.00 | 1,504,569.99 | 1,545,798.00 |
| AMERICAN EXP CREDIT CORP NT (CALLABLE) DTD 05/26/2015 2.375% 05/26/2020 | 0258M0DT3 | 1,500,000.00 | A- | A2 | 06/26/15 | 06/29/15 | 1,485,135.00 | 2.59 | 3,463.54 | 1,488,044.57 | 1,534,711.50 |
| BNY MELLON CORP NOTE (CALLABLE) DTD 08/17/2015 2.600% 08/17/2020 | 06406HDD8 | 1,500,000.00 | A | A1 | 10/08/15 | 10/09/15 | 1,525,875.00 | 2.22 | 14,516.67 | 1,522,121.04 | 1,555,572.00 |
| AMERICAN HONDA FINANCE CB DTD 09/24/2015 2.450% 09/24/2020 | 02665WAZ4 | 1,000,000.00 | A+ | A1 | 10/08/15 | 10/09/15 | 1,005,680.00 | 2.33 | 6,601.39 | 1,004,890.42 | 1,038,583.00 |
| PEPSICO INC CORP NOTES (CALLABLE) DTD 10/14/2015 2.150% 10/14/2020 | 713448DC9 | 2,000,000.00 | A | A1 | 06/01/16 | 06/06/16 | 2,032,540.00 | 1.76 | 9,197.22 | 2,032,032.62 | 2,055,912.00 |
| MORGAN STANLEY CORP NOTES DTD 04/21/2016 2.500% 04/21/2021 | 61746BEA0 | 450,000.00 | BBB+ | A3 | 05/11/16 | 05/16/16 | 452,893.50 | 2.36 | 2,187.50 | 452,825.01 | 454,707.00 |

| | | | | | | | | | | | |
|--------------------------------|--|----------------------|--|--|--|--|----------------------|-------------|-------------------|----------------------|----------------------|
| Security Type Sub-Total | | 33,501,000.00 | | | | | 33,739,587.15 | 1.83 | 202,477.27 | 33,692,893.03 | 34,186,106.78 |
|--------------------------------|--|----------------------|--|--|--|--|----------------------|-------------|-------------------|----------------------|----------------------|

| | | | | | | | | | | | |
|---|-----------|--------------|-----|-----|----------|----------|--------------|------|-----------|--------------|--------------|
| Certificate of Deposit | | | | | | | | | | | |
| RABOBANK NEDERLAND NV CERT DEPOS DTD 04/27/2015 1.070% 04/21/2017 | 21684BXH2 | 2,400,000.00 | A-1 | P-1 | 04/22/15 | 04/27/15 | 2,400,000.00 | 1.07 | 4,993.33 | 2,400,000.00 | 2,399,712.00 |
| SKANDINAVISKA ENSKILDA BANKEN NY CD DTD 11/17/2015 1.480% 11/16/2017 | 83050FBG5 | 3,000,000.00 | A-1 | P-1 | 11/16/15 | 11/17/15 | 3,000,000.00 | 1.48 | 27,996.67 | 3,000,000.00 | 3,003,180.00 |

| | | | | | | | | | | | |
|--------------------------------|--|---------------------|--|--|--|--|---------------------|-------------|------------------|---------------------|---------------------|
| Security Type Sub-Total | | 5,400,000.00 | | | | | 5,400,000.00 | 1.30 | 32,990.00 | 5,400,000.00 | 5,402,892.00 |
|--------------------------------|--|---------------------|--|--|--|--|---------------------|-------------|------------------|---------------------|---------------------|

| | | | | | | | | | | | |
|---|-----------|------------|-----|-----|----------|----------|------------|------|--------|------------|------------|
| Asset-Backed Security / Collateralized Mortgage Obligation | | | | | | | | | | | |
| HONDA ABS 2016-1 A3 DTD 02/25/2016 1.220% 12/18/2019 | 43814NAC9 | 750,000.00 | AAA | NR | 02/16/16 | 02/25/16 | 749,893.43 | 1.23 | 330.42 | 749,905.07 | 752,192.33 |
| NISSAN ABS 2015-C A3 DTD 10/14/2015 1.370% 05/15/2020 | 65478AAD5 | 860,000.00 | NR | Aaa | 10/06/15 | 10/14/15 | 859,890.52 | 1.38 | 523.64 | 859,910.30 | 864,769.04 |
| ALLY ABS 2016-3 A3 DTD 05/31/2016 1.440% 08/15/2020 | 02007LAC6 | 530,000.00 | AAA | Aaa | 05/24/16 | 05/31/16 | 529,948.54 | 1.44 | 339.20 | 529,949.39 | 532,355.90 |



Managed Account Detail of Securities Held

For the Month Ending **June 30, 2016**

CITY OF CHULA VISTA

| Security Type/Description Dated Date/Coupon/Maturity | CUSIP | Par | S&P Rating | Moody's Rating | Trade Date | Settle Date | Original Cost | YTM at Cost | Accrued Interest | Amortized Cost | Market Value |
|---|--------------|-------------------------|-----------------------|-----------------------|-------------------|--------------------|-------------------------|--------------------|-------------------------|-------------------------|-------------------------|
| Asset-Backed Security / Collateralized Mortgage Obligation | | | | | | | | | | | |
| BANK OF AMER CREDIT CARD TR 2015-A2 DTD 04/29/2015 1.360% 09/15/2020 | 05522RCU0 | 1,000,000.00 | AAA | Aaa | 10/26/15 | 10/28/15 | 1,001,328.12 | 1.30 | 604.44 | 1,001,156.54 | 1,006,015.00 |
| Security Type Sub-Total | | 3,140,000.00 | | | | | 3,141,060.61 | 1.33 | 1,797.70 | 3,140,921.30 | 3,155,332.27 |
| Managed Account Sub-Total | | 154,361,000.00 | | | | | 155,088,439.34 | 1.30 | 486,983.39 | 154,999,562.12 | 156,686,924.75 |
| Securities Sub-Total | | \$154,361,000.00 | | | | | \$155,088,439.34 | 1.30% | \$486,983.39 | \$154,999,562.12 | \$156,686,924.75 |
| Accrued Interest | | | | | | | | | | | \$486,983.39 |
| Total Investments | | | | | | | | | | | \$157,173,908.14 |



Managed Account Security Transactions & Interest

For the Month Ending April 30, 2016

CITY OF CHULA VISTA

| Transaction Type | | Security Description | CUSIP | Par | Principal Proceeds | Accrued Interest | Total | Realized G/L Cost | Realized G/L Amort Cost | Sale Method |
|-----------------------------------|----------|---|-----------|----------------------|--------------------|-------------------|-------------------|-------------------|-------------------------|-------------|
| Trade | Settle | | | | | | | | | |
| INTEREST | | | | | | | | | | |
| 04/01/16 | 04/25/16 | FANNIE MAE SERIES 2015-M13 ASQ2 DTD 10/01/2015 1.646% 09/01/2019 | 3136AQDQ0 | 1,375,000.00 | 0.00 | 1,886.04 | 1,886.04 | | | |
| 04/04/16 | 04/04/16 | MONEY MARKET FUND | MONEY0002 | 0.00 | 0.00 | 11.24 | 11.24 | | | |
| 04/10/16 | 04/10/16 | FEDERAL FARM CREDIT BANKS(CALLABLE) BOND DTD 10/10/2012 0.900% 10/10/2017 | 3133EA3J5 | 4,000,000.00 | 0.00 | 18,000.00 | 18,000.00 | | | |
| 04/15/16 | 04/15/16 | NISSAN ABS 2015-C A3 DTD 10/14/2015 1.370% 05/15/2020 | 65478AAD5 | 860,000.00 | 0.00 | 981.83 | 981.83 | | | |
| 04/15/16 | 04/15/16 | BANK OF AMER CREDIT CARD TR 2015-A2 DTD 04/29/2015 1.360% 09/15/2020 | 05522RCU0 | 1,000,000.00 | 0.00 | 1,133.33 | 1,133.33 | | | |
| 04/18/16 | 04/18/16 | FEDERAL FARM CREDIT BANKS(CALLABLE) BOND DTD 10/18/2012 0.870% 10/18/2017 | 3133EA5A2 | 3,000,000.00 | 0.00 | 13,050.00 | 13,050.00 | | | |
| 04/18/16 | 04/18/16 | HONDA ABS 2016-1 A3 DTD 02/25/2016 1.220% 12/18/2019 | 43814NAC9 | 750,000.00 | 0.00 | 762.50 | 762.50 | | | |
| 04/21/16 | 04/21/16 | RABOBANK NEDERLAND NV CERT DEPOS DTD 04/27/2015 1.070% 04/21/2017 | 21684BXH2 | 2,400,000.00 | 0.00 | 12,840.00 | 12,840.00 | | | |
| 04/23/16 | 04/23/16 | FEDERAL HOME LOAN BANKS (CALLABLE) BONDS DTD 10/23/2012 0.900% 10/23/2017 | 313380Z34 | 3,000,000.00 | 0.00 | 13,500.00 | 13,500.00 | | | |
| 04/30/16 | 04/30/16 | US TREASURY NOTES DTD 10/31/2011 1.750% 10/31/2018 | 912828RP7 | 3,895,000.00 | 0.00 | 34,081.25 | 34,081.25 | | | |
| 04/30/16 | 04/30/16 | US TREASURY NOTES DTD 10/31/2014 1.500% 10/31/2019 | 912828F62 | 8,500,000.00 | 0.00 | 63,750.00 | 63,750.00 | | | |
| 04/30/16 | 04/30/16 | US TREASURY NOTES DTD 04/30/2013 0.625% 04/30/2018 | 912828UZ1 | 3,000,000.00 | 0.00 | 9,375.00 | 9,375.00 | | | |
| 04/30/16 | 04/30/16 | US TREASURY NOTES DTD 10/31/2014 1.500% 10/31/2019 | 912828F62 | 1,500,000.00 | 0.00 | 11,250.00 | 11,250.00 | | | |
| Transaction Type Sub-Total | | | | 33,280,000.00 | 0.00 | 180,621.19 | 180,621.19 | | | |
| Managed Account Sub-Total | | | | | 0.00 | 180,621.19 | 180,621.19 | | | |



Managed Account Security Transactions & Interest

For the Month Ending **April 30, 2016**

CITY OF CHULA VISTA

Total Security Transactions

\$0.00

\$180,621.19

\$180,621.19



Managed Account Security Transactions & Interest

For the Month Ending **May 31, 2016**

CITY OF CHULA VISTA

| Transaction Type | | | | | Principal | Accrued | | Realized G/L | Realized G/L | Sale |
|-----------------------------------|-----------------|--|------------------|---------------------|-----------------------|--------------------|-----------------------|--------------|--------------|--------|
| Trade | Settle | Security Description | CUSIP | Par | Proceeds | Interest | Total | Cost | Amort Cost | Method |
| BUY | | | | | | | | | | |
| 05/11/16 | 05/16/16 | MORGAN STANLEY CORP NOTES DTD 04/21/2016 2.500% 04/21/2021 | 61746BEA0 | 450,000.00 | (452,893.50) | (781.25) | (453,674.75) | | | |
| 05/24/16 | 05/31/16 | ALLY ABS 2016-3 A3 DTD 05/31/2016 1.440% 08/15/2020 | 02007LAC6 | 530,000.00 | (529,948.54) | 0.00 | (529,948.54) | | | |
| 05/26/16 | 05/31/16 | US TREASURY NOTES DTD 11/15/2010 2.625% 11/15/2020 | 912828PC8 | 6,530,000.00 | (6,890,170.31) | (7,452.72) | (6,897,623.03) | | | |
| 05/26/16 | 06/01/16 | GENERAL ELECTRIC CAP CORP (CALLABLE) DTD 01/09/2015 2.200% 01/09/2020 | 36962G7M0 | 1,500,000.00 | (1,533,555.00) | (13,016.67) | (1,546,571.67) | | | |
| Transaction Type Sub-Total | | | | 9,010,000.00 | (9,406,567.35) | (21,250.64) | (9,427,817.99) | | | |
| INTEREST | | | | | | | | | | |
| 05/01/16 | 05/25/16 | FANNIE MAE SERIES 2015-M13 ASQ2 DTD 10/01/2015 1.646% 09/01/2019 | 3136AODO0 | 1,375,000.00 | 0.00 | 1,886.04 | 1,886.04 | | | |
| 05/03/16 | 05/03/16 | MONEY MARKET FUND | MONEY0002 | 0.00 | 0.00 | 12.34 | 12.34 | | | |
| 05/06/16 | 05/06/16 | APPLE INC GLOBAL NOTES DTD 05/06/2014 2.100% 05/06/2019 | 037833AQ3 | 1,500,000.00 | 0.00 | 15,750.00 | 15,750.00 | | | |
| 05/15/16 | 05/15/16 | US BANCORP NOTES (CALLABLE) DTD 11/07/2013 1.950% 11/15/2018 | 91159HHE3 | 3,000,000.00 | 0.00 | 29,250.00 | 29,250.00 | | | |
| 05/15/16 | 05/15/16 | BERKSHIRE HATHAWAY NOTES DTD 05/15/2013 1.300% 05/15/2018 | 084664BW0 | 1,346,000.00 | 0.00 | 8,749.00 | 8,749.00 | | | |
| 05/15/16 | 05/15/16 | NISSAN ABS 2015-C A3 DTD 10/14/2015 1.370% 05/15/2020 | 65478AAD5 | 860,000.00 | 0.00 | 981.83 | 981.83 | | | |
| 05/15/16 | 05/15/16 | GENERAL ELECTRIC CORP NOTES (CALLABLE) DTD 05/15/2014 1.250% 05/15/2017 | 36962G7J7 | 1,500,000.00 | 0.00 | 9,375.00 | 9,375.00 | | | |
| 05/15/16 | 05/15/16 | BANK OF AMER CREDIT CARD TR 2015-A2 DTD 04/29/2015 1.360% 09/15/2020 | 05522RCU0 | 1,000,000.00 | 0.00 | 1,133.33 | 1,133.33 | | | |
| 05/15/16 | 05/15/16 | BERKSHIRE HATHAWAY NOTES DTD 05/15/2013 1.300% 05/15/2018 | 084664BW0 | 425,000.00 | 0.00 | 2,762.50 | 2,762.50 | | | |
| 05/18/16 | 05/18/16 | HONDA ABS 2016-1 A3 DTD 02/25/2016 1.220% 12/18/2019 | 43814NAC9 | 750,000.00 | 0.00 | 762.50 | 762.50 | | | |



Managed Account Security Transactions & Interest

For the Month Ending **May 31, 2016**

CITY OF CHULA VISTA

| Transaction Type | | Security Description | CUSIP | Par | Principal Proceeds | Accrued Interest | Total | Realized G/L Cost | Realized G/L Amort Cost | Sale Method | |
|-----------------------------------|----------|---|-----------|----------------------|---------------------|-------------------|---------------------|--------------------|-------------------------|-------------|--|
| Trade | Settle | | | | | | | | | | |
| INTEREST | | | | | | | | | | | |
| 05/26/16 | 05/26/16 | AMERICAN EXP CREDIT CORP NT (CALLABLE) DTD 05/26/2015 2.375% 05/26/2020 | 0258M0DT3 | 1,500,000.00 | 0.00 | 17,812.50 | 17,812.50 | | | | |
| 05/28/16 | 05/28/16 | FNMA (CALLED, OMD 02/28/18) NOTES DTD 02/28/2013 1.150% 05/28/2016 | 3135G0UN1 | 3,000,000.00 | 0.00 | 8,625.00 | 8,625.00 | | | | |
| 05/28/16 | 05/28/16 | FEDERAL HOME LOAN BANKS (CALLABLE) BONDS DTD 11/28/2012 0.590% 11/28/2016 | 313381C78 | 3,000,000.00 | 0.00 | 8,850.00 | 8,850.00 | | | | |
| 05/29/16 | 05/29/16 | FREDDIE MAC (EX-CALLABLE) BONDS DTD 05/29/2013 1.000% 05/29/2018 | 3134G45W4 | 3,000,000.00 | 0.00 | 15,000.00 | 15,000.00 | | | | |
| 05/30/16 | 05/30/16 | FEDERAL FARM CREDIT BANKS(CALLABLE) BOND DTD 05/30/2013 0.750% 05/30/2017 | 3133ECQT4 | 4,000,000.00 | 0.00 | 15,000.00 | 15,000.00 | | | | |
| 05/31/16 | 05/31/16 | US TREASURY NOTES DTD 11/30/2012 1.000% 11/30/2019 | 912828UB4 | 3,000,000.00 | 0.00 | 15,000.00 | 15,000.00 | | | | |
| 05/31/16 | 05/31/16 | US TREASURY NOTES DTD 05/31/2011 1.750% 05/31/2016 | 912828QP8 | 3,900,000.00 | 0.00 | 34,125.00 | 34,125.00 | | | | |
| 05/31/16 | 05/31/16 | US TREASURY NOTES DTD 12/02/2013 1.250% 11/30/2018 | 912828A34 | 8,500,000.00 | 0.00 | 53,125.00 | 53,125.00 | | | | |
| 05/31/16 | 05/31/16 | US TREASURY NOTES DTD 06/02/2014 1.500% 05/31/2019 | 912828WL0 | 8,500,000.00 | 0.00 | 63,750.00 | 63,750.00 | | | | |
| Transaction Type Sub-Total | | | | 50,156,000.00 | 0.00 | 301,950.04 | 301,950.04 | | | | |
| MATURITY | | | | | | | | | | | |
| 05/28/16 | 05/28/16 | FNMA (CALLED, OMD 02/28/18) NOTES DTD 02/28/2013 1.150% 05/28/2016 | 3135G0UN1 | 3,000,000.00 | 3,000,000.00 | 0.00 | 3,000,000.00 | 0.00 | 0.00 | | |
| 05/31/16 | 05/31/16 | US TREASURY NOTES DTD 05/31/2011 1.750% 05/31/2016 | 912828QP8 | 3,900,000.00 | 3,900,000.00 | 0.00 | 3,900,000.00 | (93,539.06) | 0.00 | | |
| Transaction Type Sub-Total | | | | 6,900,000.00 | 6,900,000.00 | 0.00 | 6,900,000.00 | (93,539.06) | 0.00 | | |
| SELL | | | | | | | | | | | |
| 05/23/16 | 05/31/16 | US TREASURY NOTES DTD 12/02/2013 1.250% 11/30/2018 | 912828A34 | 525,000.00 | 528,219.73 | 0.00 | 528,219.73 | 1,948.25 | 2,279.21 | SPEC LOT | |



Managed Account Security Transactions & Interest

For the Month Ending **May 31, 2016**

CITY OF CHULA VISTA

| Transaction Type | | | | | Principal | Accrued | | Realized G/L | Realized G/L | Sale |
|------------------------------------|----------|--|-----------|---------------------|-----------------------|---------------------|-----------------------|----------------------|-------------------|----------|
| Trade | Settle | Security Description | CUSIP | Par | Proceeds | Interest | Total | Cost | Amort Cost | Method |
| SELL | | | | | | | | | | |
| 05/26/16 | 06/01/16 | GENERAL ELECTRIC CORP NOTES (CALLABLE) DTD 05/15/2014 1.250% 05/15/2017 | 36962G7J7 | 1,500,000.00 | 1,503,450.00 | 833.33 | 1,504,283.33 | 1,770.00 | 2,868.42 | SPEC LOT |
| Transaction Type Sub-Total | | | | 2,025,000.00 | 2,031,669.73 | 833.33 | 2,032,503.06 | 3,718.25 | 5,147.63 | |
| Managed Account Sub-Total | | | | | (474,897.62) | 281,532.73 | (193,364.89) | (89,820.81) | 5,147.63 | |
| Total Security Transactions | | | | | (\$474,897.62) | \$281,532.73 | (\$193,364.89) | (\$89,820.81) | \$5,147.63 | |

Bolded items are forward settling trades.



Managed Account Security Transactions & Interest

For the Month Ending **June 30, 2016**

CITY OF CHULA VISTA

| Transaction Type | | | | | Principal | Accrued | | Realized G/L | Realized G/L | Sale |
|-----------------------------------|----------|---|-----------|----------------------|------------------------|--------------------|------------------------|--------------|--------------|--------|
| Trade | Settle | Security Description | CUSIP | Par | Proceeds | Interest | Total | Cost | Amort Cost | Method |
| BUY | | | | | | | | | | |
| 05/26/16 | 06/01/16 | GENERAL ELECTRIC CAP CORP (CALLABLE) DTD 01/09/2015 2.200% 01/09/2020 | 36962G7M0 | 1,500,000.00 | (1,533,555.00) | (13,016.67) | (1,546,571.67) | | | |
| 06/01/16 | 06/02/16 | US TREASURY N/B DTD 12/31/2015 1.750% 12/31/2020 | 912828N48 | 4,000,000.00 | (4,067,187.50) | (29,615.38) | (4,096,802.88) | | | |
| 06/01/16 | 06/06/16 | PEPSICO INC CORP NOTES (CALLABLE) DTD 10/14/2015 2.150% 10/14/2020 | 713448DC9 | 2,000,000.00 | (2,032,540.00) | (6,211.11) | (2,038,751.11) | | | |
| 06/07/16 | 06/10/16 | US TREASURY NOTES DTD 03/31/2016 1.250% 03/31/2021 | 912828O37 | 3,500,000.00 | (3,503,007.81) | (8,487.02) | (3,511,494.83) | | | |
| 06/07/16 | 06/10/16 | US TREASURY NOTES DTD 01/31/2016 1.375% 01/31/2021 | 912828N89 | 3,500,000.00 | (3,523,925.78) | (17,319.71) | (3,541,245.49) | | | |
| Transaction Type Sub-Total | | | | 14,500,000.00 | (14,660,216.09) | (74,649.89) | (14,734,865.98) | | | |

| | | | | | | | | | | |
|-----------------|----------|---|-----------|--------------|------|-----------|-----------|--|--|--|
| INTEREST | | | | | | | | | | |
| 06/01/16 | 06/01/16 | MONEY MARKET FUND | MONEY0002 | 0.00 | 0.00 | 7.91 | 7.91 | | | |
| 06/01/16 | 06/25/16 | FANNIE MAE SERIES 2015-M13 ASQ2 DTD 10/01/2015 1.646% 09/01/2019 | 3136AODO0 | 1,375,000.00 | 0.00 | 1,886.04 | 1,886.04 | | | |
| 06/05/16 | 06/05/16 | BANK OF AMERICA BANK NOTES DTD 06/05/2015 1.750% 06/05/2018 | 06050TMC3 | 800,000.00 | 0.00 | 7,000.00 | 7,000.00 | | | |
| 06/06/16 | 06/06/16 | FANNIE MAE (CALLABLE) BONDS DTD 06/06/2013 1.125% 06/06/2018 | 3135G0XS7 | 3,000,000.00 | 0.00 | 16,875.00 | 16,875.00 | | | |
| 06/15/16 | 06/15/16 | ALLY ABS 2016-3 A3 DTD 05/31/2016 1.440% 08/15/2020 | 02007LAC6 | 530,000.00 | 0.00 | 318.00 | 318.00 | | | |
| 06/15/16 | 06/15/16 | BANK OF AMER CREDIT CARD TR 2015-A2 DTD 04/29/2015 1.360% 09/15/2020 | 05522RCU0 | 1,000,000.00 | 0.00 | 1,133.33 | 1,133.33 | | | |
| 06/15/16 | 06/15/16 | NISSAN ABS 2015-C A3 DTD 10/14/2015 1.370% 05/15/2020 | 65478AAD5 | 860,000.00 | 0.00 | 981.83 | 981.83 | | | |
| 06/18/16 | 06/18/16 | HONDA ABS 2016-1 A3 DTD 02/25/2016 1.220% 12/18/2019 | 43814NAC9 | 750,000.00 | 0.00 | 762.50 | 762.50 | | | |
| 06/19/16 | 06/19/16 | FEDERAL FARM CREDIT BANKS(CALLABLE) BOND DTD 12/19/2012 0.730% 06/19/2017 | 3133ECAL8 | 3,000,000.00 | 0.00 | 10,950.00 | 10,950.00 | | | |



Managed Account Security Transactions & Interest

For the Month Ending **June 30, 2016**

CITY OF CHULA VISTA

| Transaction Type | | | | | Principal | Accrued | | Realized G/L | Realized G/L | Sale |
|------------------------------------|----------|---|-----------|----------------------|----------------------|--------------------|----------------------|--------------------|--------------------|----------|
| Trade | Settle | Security Description | CUSIP | Par | Proceeds | Interest | Total | Cost | Amort Cost | Method |
| INTEREST | | | | | | | | | | |
| 06/24/16 | 06/24/16 | CHEVRON CORP GLOBAL NOTES DTD 06/24/2013 1.718% 06/24/2018 | 166764AE0 | 1,500,000.00 | 0.00 | 12,885.00 | 12,885.00 | | | |
| 06/26/16 | 06/26/16 | FREDDIE MAC (EX-CALLABLE) BONDS DTD 12/26/2012 0.850% 12/26/2017 | 3134G32L3 | 3,000,000.00 | 0.00 | 12,750.00 | 12,750.00 | | | |
| 06/27/16 | 06/27/16 | FANNIE MAE (CALLABLE) BONDS DTD 12/27/2012 0.900% 12/27/2017 | 3136G14X4 | 3,000,000.00 | 0.00 | 13,500.00 | 13,500.00 | | | |
| 06/30/16 | 06/30/16 | US TREASURY N/B DTD 12/31/2015 1.750% 12/31/2020 | 912828N48 | 4,000,000.00 | 0.00 | 35,000.00 | 35,000.00 | | | |
| Transaction Type Sub-Total | | | | 22,815,000.00 | 0.00 | 114,049.61 | 114,049.61 | | | |
| SELL | | | | | | | | | | |
| 05/26/16 | 06/01/16 | GENERAL ELECTRIC CORP NOTES (CALLABLE) DTD 05/15/2014 1.250% 05/15/2017 | 36962G7J7 | 1,500,000.00 | 1,503,450.00 | 833.33 | 1,504,283.33 | 1,770.00 | 2,868.42 | SPEC LOT |
| 06/01/16 | 06/02/16 | FEDERAL FARM CREDIT BANKS DTD 01/28/2014 1.100% 06/28/2017 | 3133EDEB4 | 4,000,000.00 | 4,012,480.00 | 18,822.22 | 4,031,302.22 | 12,480.00 | 12,480.00 | SPEC LOT |
| 06/01/16 | 06/06/16 | PEPSICO, INC CORPORATE NOTE DTD 08/13/2012 1.250% 08/13/2017 | 713448CB2 | 2,000,000.00 | 2,006,080.00 | 7,847.22 | 2,013,927.22 | 2,000.00 | 3,757.90 | SPEC LOT |
| 06/07/16 | 06/10/16 | US TREASURY NOTES DTD 07/31/2013 1.375% 07/31/2018 | 912828VO0 | 4,000,000.00 | 4,047,656.25 | 19,793.96 | 4,067,450.21 | 7,968.75 | 19,845.09 | SPEC LOT |
| 06/07/16 | 06/10/16 | US TREASURY NOTES DTD 04/30/2013 0.625% 04/30/2018 | 912828UZ1 | 3,000,000.00 | 2,991,210.94 | 2,088.99 | 2,993,299.93 | 6,679.69 | 2,862.04 | SPEC LOT |
| Transaction Type Sub-Total | | | | 14,500,000.00 | 14,560,877.19 | 49,385.72 | 14,610,262.91 | 30,898.44 | 41,813.45 | |
| Managed Account Sub-Total | | | | | (99,338.90) | 88,785.44 | (10,553.46) | 30,898.44 | 41,813.45 | |
| Total Security Transactions | | | | | (\$99,338.90) | \$88,785.44 | (\$10,553.46) | \$30,898.44 | \$41,813.45 | |