

2014  
Greenhouse  
Gas Inventory  
Reports

City Council

9/25/18

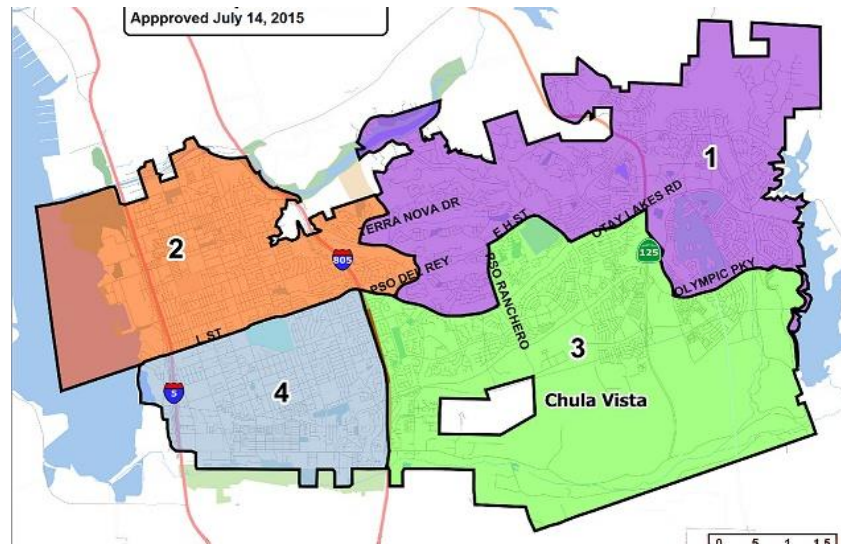


**Department of Economic  
Development**

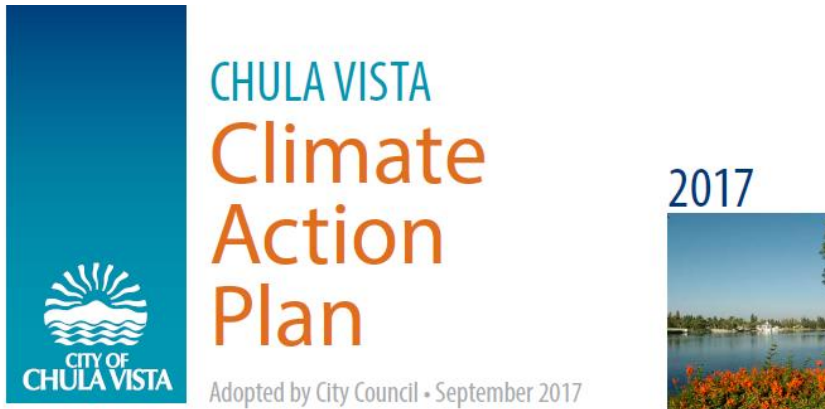
**Office of Sustainability  
Conservation Section**

# Background

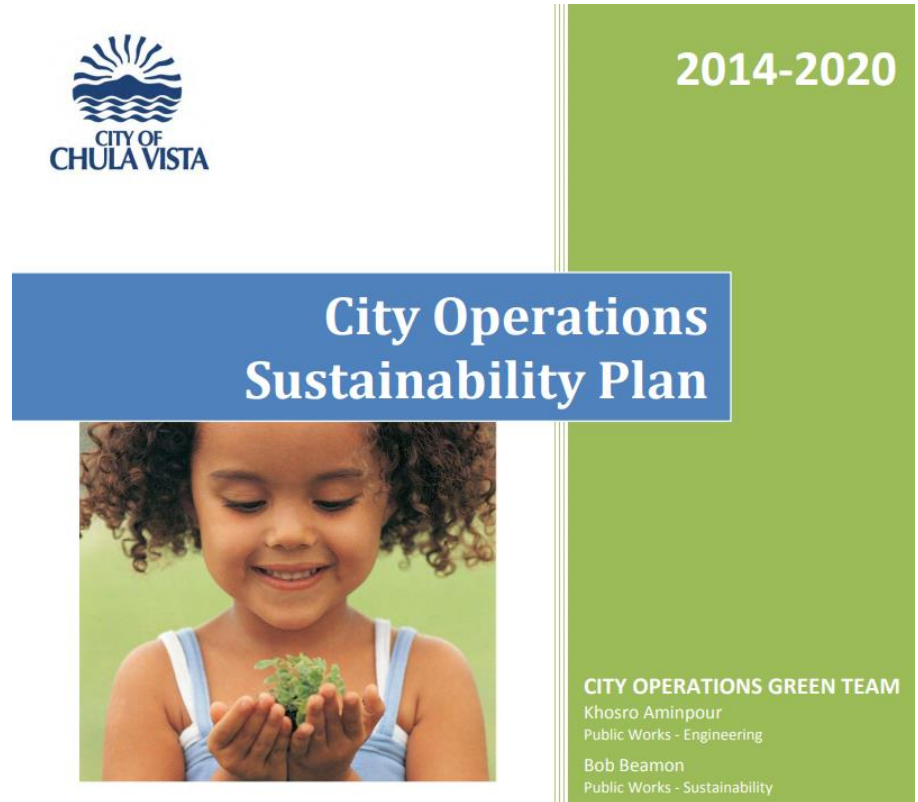
## Community & Municipal Inventories



# Background



2017 Climate Action Plan



City Operations Sustainability Plan

# Background

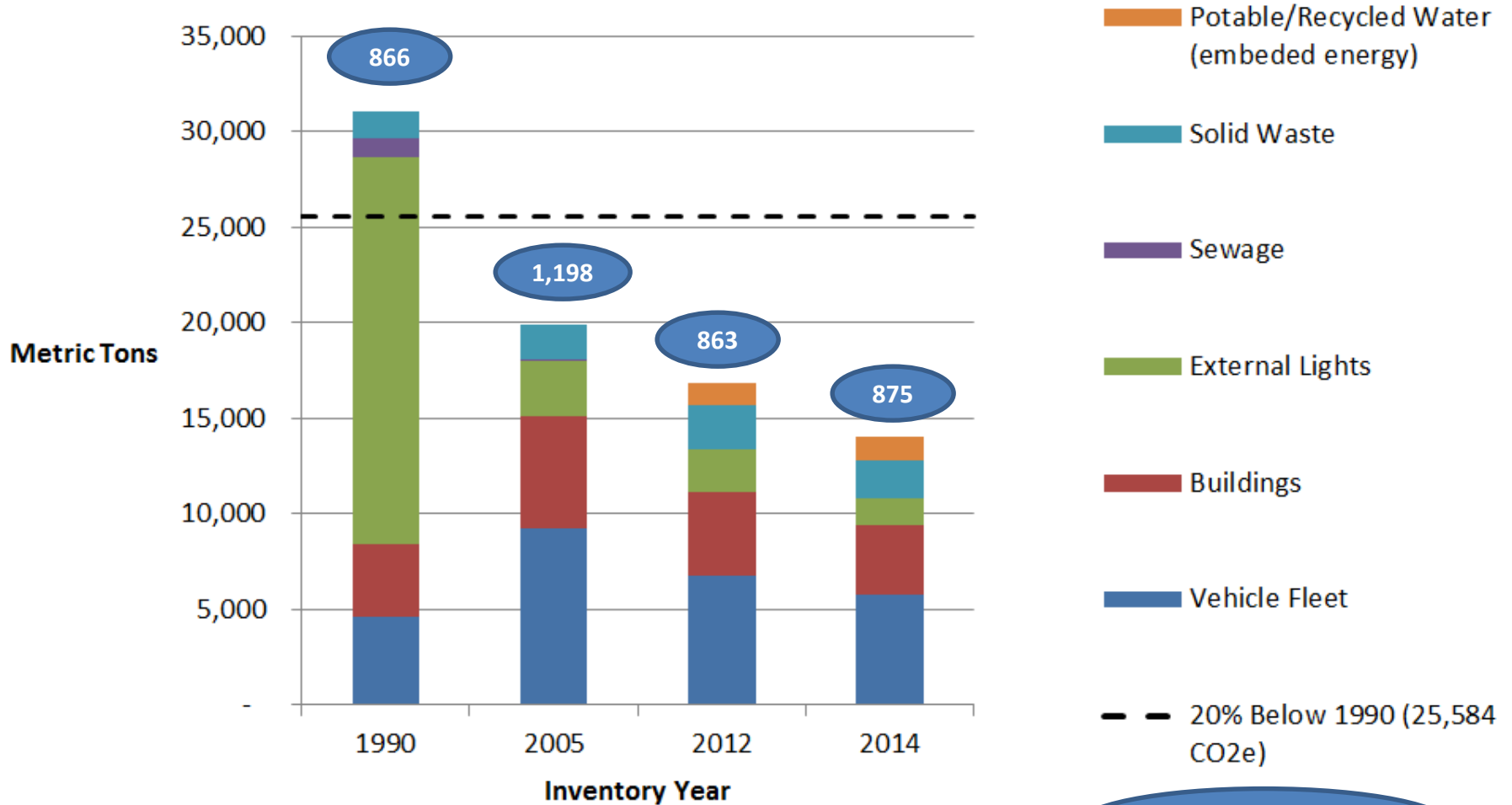
## Delay in GHG 2014 Inventory Preparation



Data Source Methodology Update:

- Building Energy Consumption – Privacy
- Vehicles Miles Traveled – Series Update

# Municipal Emissions



Employees


# Municipal Emissions

**55%**  
reduction  
since 1990

-----  
**16%**  
reduction  
since 2012

## Leading Emissions Reductions

- External Lighting – 93% below 1990



# Municipal Emissions

**55%**  
reduction  
since 1990

-----  
**16%**  
reduction  
since 2012


## Leading Emissions Reductions

Building energy – 16% below 2005 peak

Energy Efficiency



Cleaner Energy



# Municipal Emissions

**55%**  
reduction  
since 1990

-----  
**16%**  
reduction  
since 2012

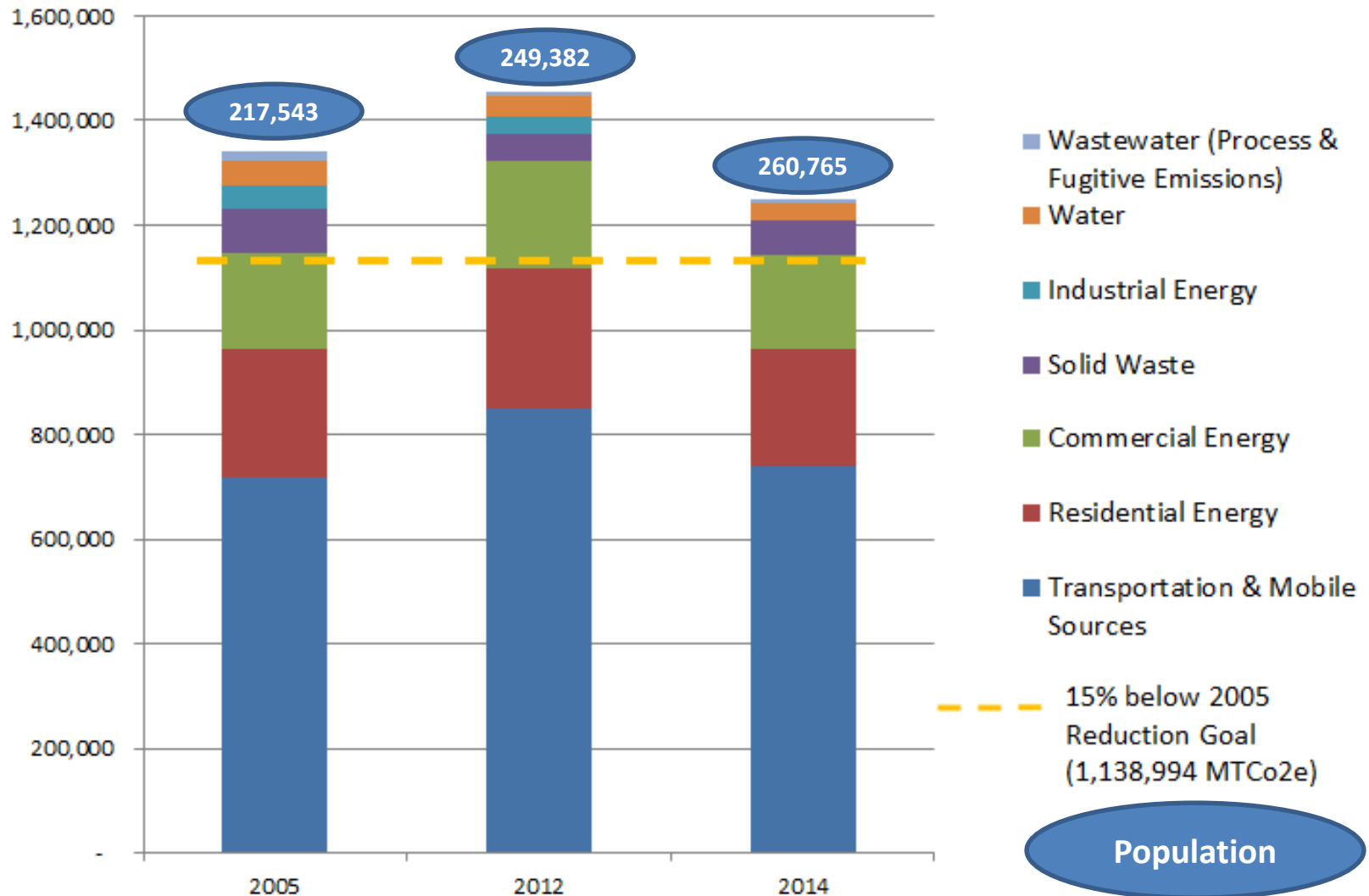
## Leading Emissions Reductions

- Fleet – 15% below 2005





# Community Emissions



# Community Emissions

## Leading Emissions Reductions

- Energy Consumption – 10% below 2005



2009 and 2012 reach codes  
providing reductions

**5%** total  
reduction  
since 2005

-----  
**14%**  
reduction  
since 2012  
peak

# Community Emissions

## Leading Emissions Reductions

- Transportation – 13% below 2012  
3% above 2005



Alternative  
Transportation

Blink EV Chargers  
Installed



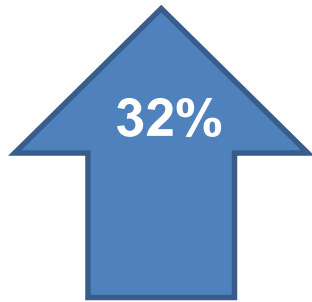
**5%** total  
reduction  
since **2005**

-----

**14%**  
reduction  
since **2012**  
peak

# Community Emissions

## Population Growth



Increase in expected population from 2005 to 2020



Can be a challenge to total reductions in sectors like transportation and waste

Further analysis is needed to adopt state goals to local jurisdictions

Per Capita Emissions  
21%  
reduction  
since 2005

-----  
18%  
reduction  
since 2012

# Next Steps

## Future Inventories

- Utilize third party and Regional Framework for 2016 inventory
  - expected early next year
- Track and confirm GHG reductions not from methodology changes



# Next Steps - Implementation

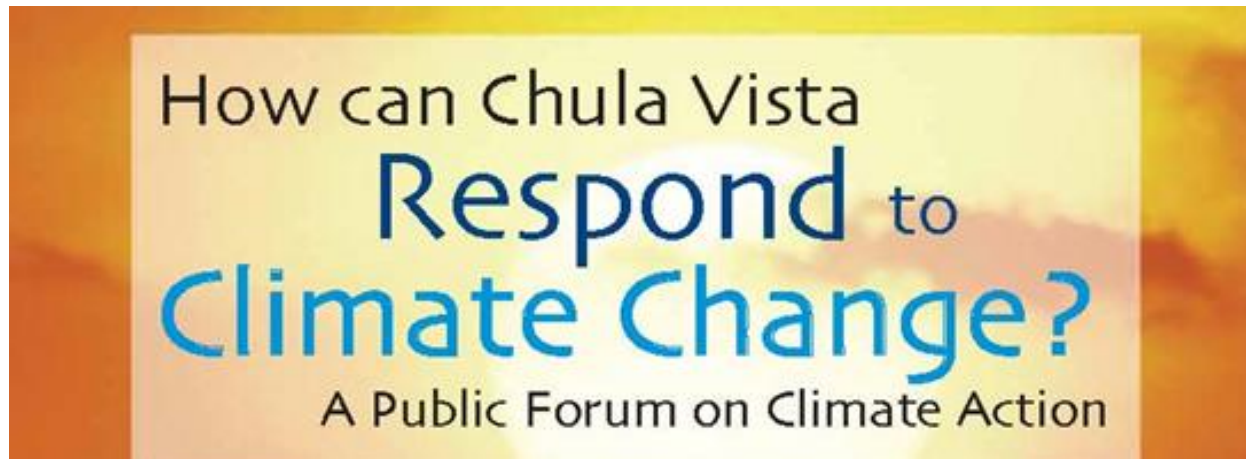
- LED Lighting – reach code for commercial outdoor new construction or retrofits and indoor replacement in City buildings
- South Bay Bus Rapid Transit – Limited service now, full service in early 2019



# Next Steps

## Climate Change Working Group

- Meeting November 7<sup>th</sup> to present progress and solicit feedback and new ideas



# THANK YOU

“Together we can build a world we want, a world we’re proud to leave our children and grandchildren.”

– Ban Ki-moon

Cory Downs

Sustainability Specialist

(619) 476-2442

[cdowns@chulavistaca.gov](mailto:cdowns@chulavistaca.gov)

