



# COVID-19 Update

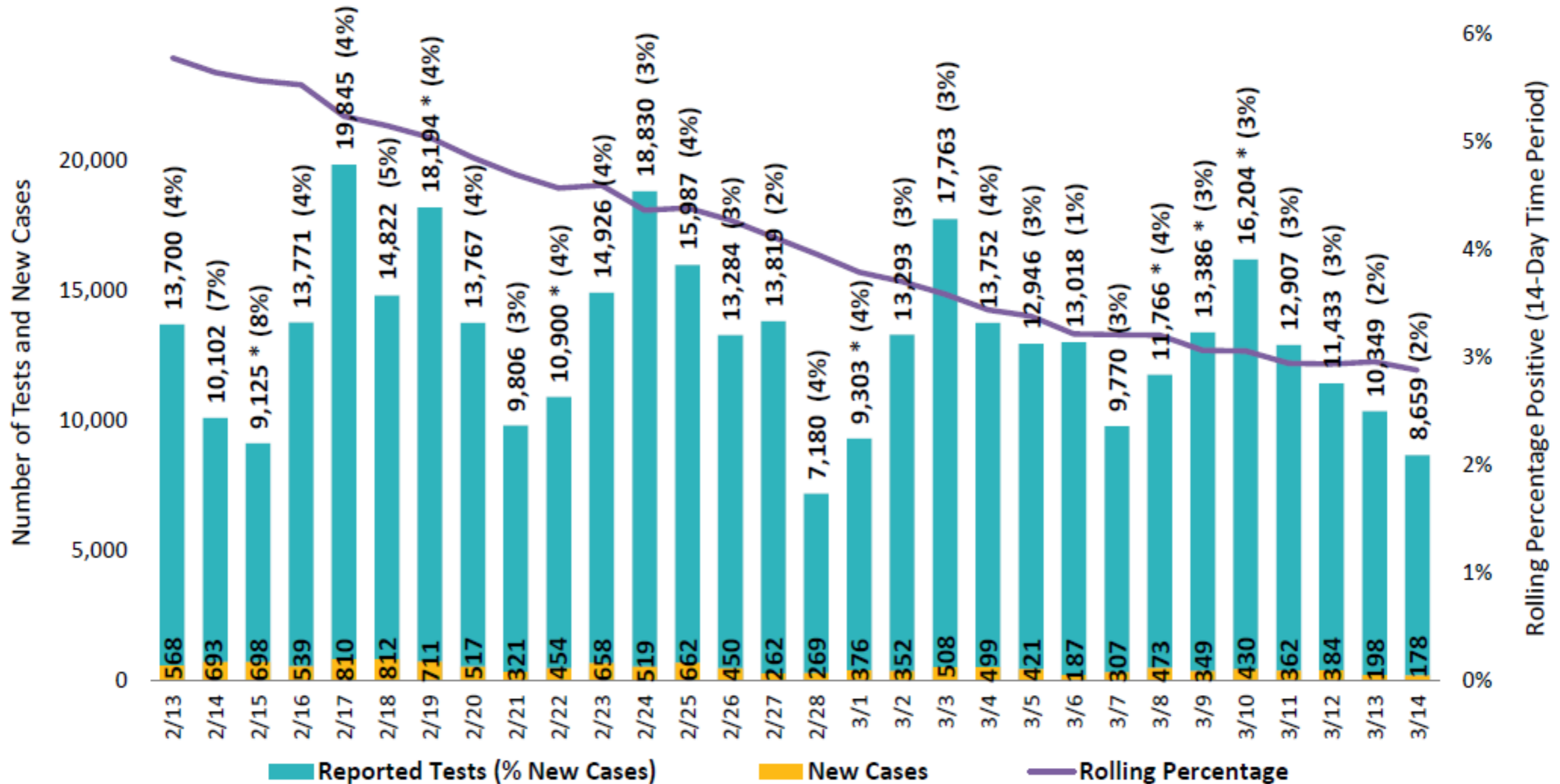
**368 Days Since  
EOC Activation**

**March 16, 2021**

# COVID-19 Percentage Positive



**Percentage of Positive COVID-19 Cases Among Tests by Date Reported**  
**Total Number of Cases = 265,649**

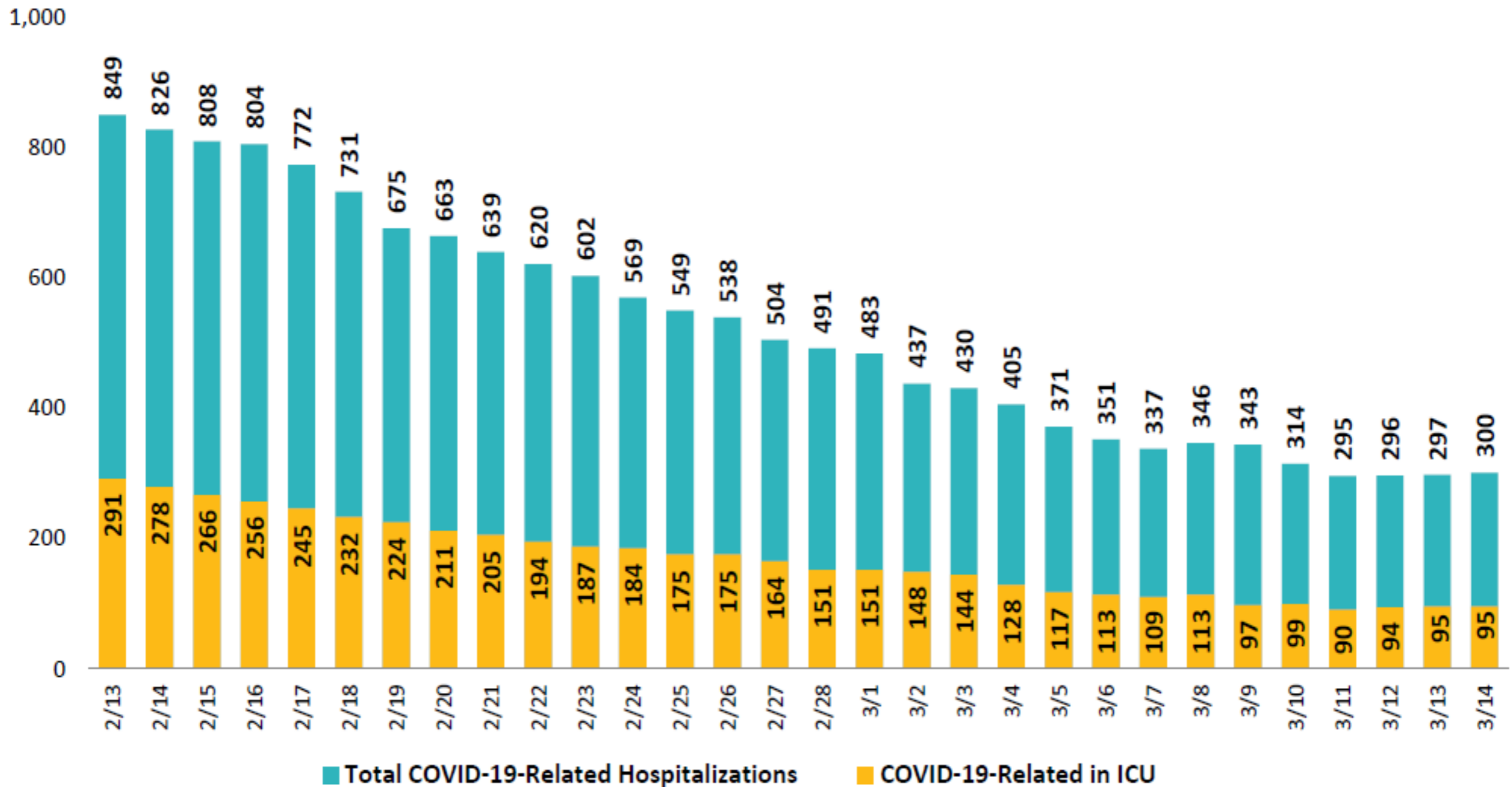


Data are preliminary and subject to change; numerator: cases among San Diego County residents; denominator: all tests, including San Diego County residents and non-residents; \*received batch of prior tests; rolling average percentage for 14-day time period; total number of tests = 4,089,065; 3/14/2021 rolling average = 2.9%. Prepared by County of San Diego, Emergency Operations Center, 3/15/2021

# COVID-19 Hospital Census



## COVID-19 Hospital Daily Census in San Diego County Includes Cases and Suspect COVID-19 Patients

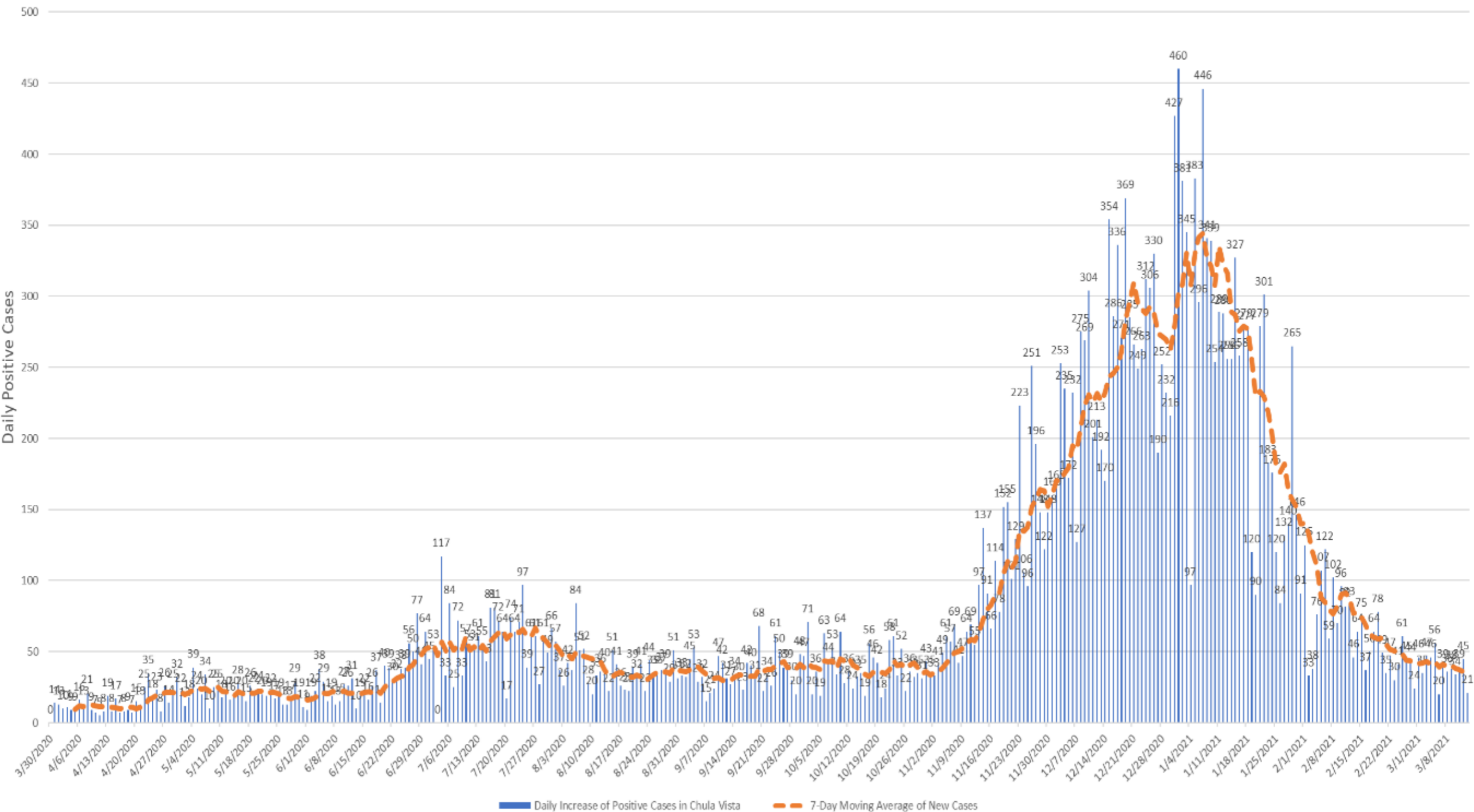


Data are preliminary and subject to change; data from hospitals reporting directly to County of San Diego; census for San Diego County non-federal hospitals; includes cases and suspect COVID-19 patients for San Diego County residents and non-residents. Prepared by County of San Diego, Emergency Operations Center, 3/15/2021



# Daily New Cases in Chula Vista

Daily Number of New Cases in Chula Vista / 7-Day Average of New Cases in Chula Vista



■ Daily Increase of Positive Cases in Chula Vista    - - - 7-Day Moving Average of New Cases

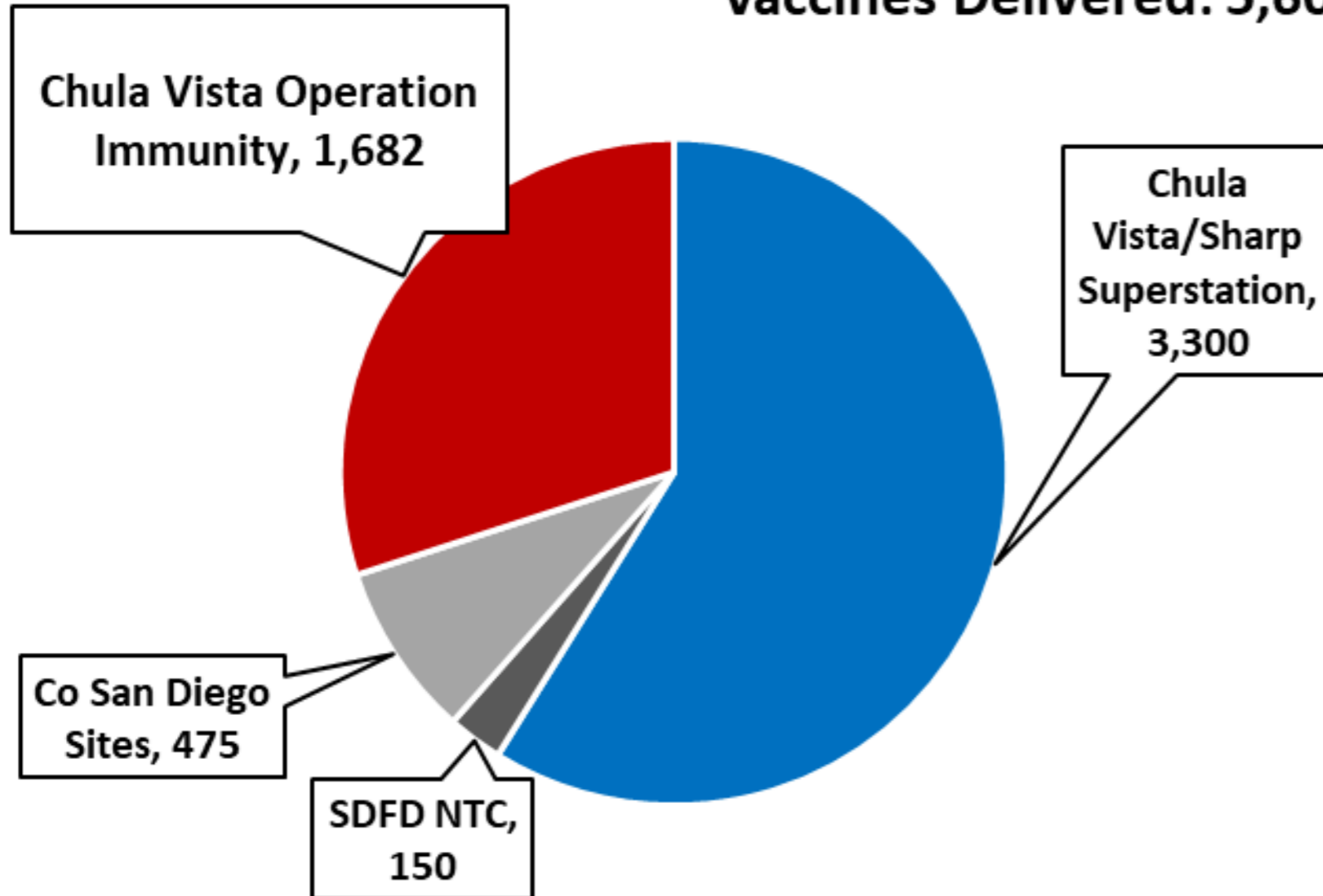
# COVID-19 Testing

- Over 47,000 tests conducted
  - Results within 1-3 days
- Appointments available

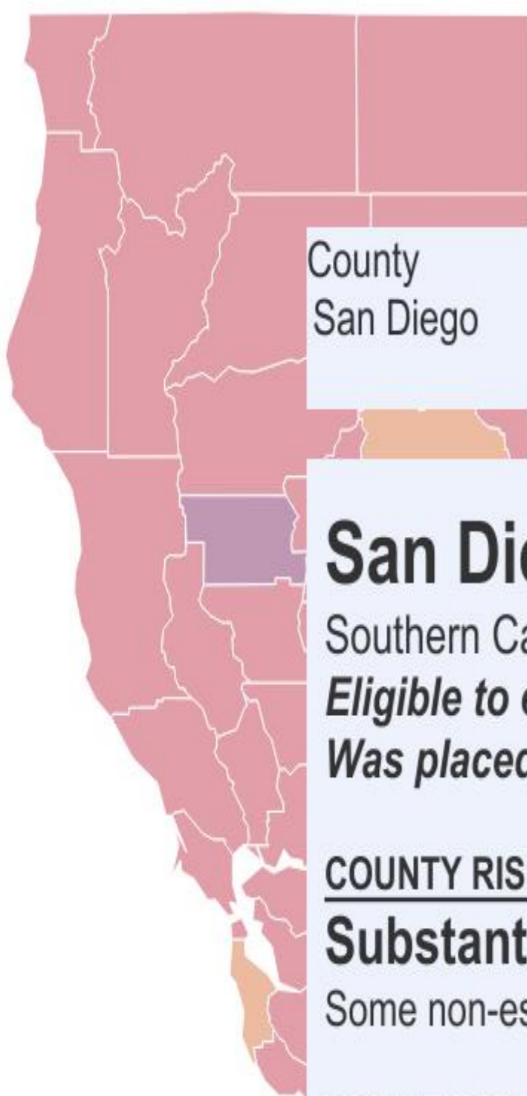


# Vaccines Administered

## Chula Vista Fire Department Vaccines Delivered: 5,607



- 20+ Events
- 50+ Homebound Vaccinations



County  
San Diego

**San Diego County** [Close](#)

Southern California Region  
*Eligible to exit Regional Order effective 1/25/2021*  
*Was placed on Regional Stay Home Order 12/6/2020 3:59 PM*

**COUNTY RISK LEVEL**  
**Substantial\***  
 Some non-essential indoor business operations are open with modifications

**COUNTY METRICS**  
 6.8 New COVID-19 cases per day per 100K  
 6.8 Adjusted case rate for tier assignment  
 2.8% Positivity rate (7-day average)  
 4.2% Health equity quartile positivity rate

**STATEWIDE METRICS**

**6.5** New COVID-19 positive cases per day per 100K  
**2.3%** Positivity rate (7-day average)  
**28.7%** ICU availability

3 weeks prior	2 weeks prior	1 week prior	Current
2/23	3/2	3/9	3/16
Widespread	Widespread	Widespread	Substantial

\*See California Blueprint Data Chart for tier determination.

- Widespread
- Substantial
- Moderate
- Minimal

Last Updated 3/16/2021



# Red Tier

## Blueprint for a Safer Economy

### Activity and Business Tiers

March 11, 2021

SECTORS	Tier 1 Widespread (Case Rate >7 or Test Positivity >8%)	Tier 2 Substantial (Case Rate 4-7 or Test Positivity 5-8%)	Tier 3 Moderate (Case Rate 1-3.9 or Test Positivity 2-4.9%)	Tier 4 Minimal (Case Rate <1 or Test Positivity <2%)
Post 2 million administered in first Healthy Places Index quartile	CR >10	CR 4-10	CR 1-3.9	CR <1
Post 4 million administered in first Healthy Places Index quartile	CR >10	CR 6-10	CR 2-5.9	CR <2
Critical Infrastructure	Open with modifications	Open with modifications	Open with modifications	Open with modifications
Gatherings (current posted performance limits)	Outdoor gatherings only with modifications <ul style="list-style-type: none"> <li>Max 3 households</li> </ul>	Indoor gatherings strongly discouraged, allowed with modifications <ul style="list-style-type: none"> <li>Max 3 households</li> </ul>	Indoor gatherings strongly discouraged, allowed with modifications <ul style="list-style-type: none"> <li>Max 3 households</li> </ul>	Indoor gatherings strongly discouraged, allowed with modifications <ul style="list-style-type: none"> <li>Max 3 households</li> </ul>
Limited Services	Open with modifications	Open with modifications	Open with modifications	Open with modifications
Outdoor Playgrounds & Outdoor Recreational Facilities	Open with modifications	Open with modifications	Open with modifications	Open with modifications
Hair Salons & Barbershops	Open indoors with modifications	Open indoors with modifications	Open indoors with modifications	Open indoors with modifications
All Retail (including critical infrastructure, except standalone grocers)	Open indoors with modifications <ul style="list-style-type: none"> <li>Max 25% capacity</li> </ul>	Open indoors with modifications <ul style="list-style-type: none"> <li>Max 50% capacity</li> </ul>	Open indoors with modifications	Open indoors with modifications





# Red Tier

SECTORS	Tier 1 Widespread (Case Rate >7 or Test Positivity >8%)	Tier 2 Substantial (Case Rate 4-7 or Test Positivity 5-8%)	Tier 3 Moderate (Case Rate 1-3.9 or Test Positivity 2-4.9%)	Tier 4 Minimal (Case Rate <1 or Test Positivity <2%)
Post 2 million administered in first Healthy Places Index quartile	CR >10	CR 4-10	CR 1-3.9	CR <1
Post 4 million administered in first Healthy Places Index quartile	CR >10	CR 6-10	CR 2-5.9	CR <2
Shopping Centers (Malls, Destination Centers, Swap Meets)	Open indoors with modifications <ul style="list-style-type: none"> <li>• Max 25% capacity</li> <li>• Closed common areas</li> <li>• Closed food courts</li> </ul>	Open indoors with modifications <ul style="list-style-type: none"> <li>• Max 50% capacity</li> <li>• Closed common areas</li> <li>• Reduced capacity food courts (see restaurants)</li> </ul>	Open indoors with modifications <ul style="list-style-type: none"> <li>• Closed common areas</li> <li>• Reduced capacity food courts (see restaurants)</li> </ul>	Open indoors with modifications <ul style="list-style-type: none"> <li>• Reduced capacity food courts (see restaurants)</li> </ul>
Personal Care Services	Open indoors with modifications	Open indoors with modifications	Open indoors with modifications	Open indoors with modifications
Museums, Zoos, and Aquariums	Outdoor only with modifications	Open indoors with modifications <ul style="list-style-type: none"> <li>• Indoor activities max 25% capacity</li> </ul>	Open indoors with modifications <ul style="list-style-type: none"> <li>• Indoor activities max 50% capacity</li> </ul>	Open indoors with modifications
Places of Worship	<ul style="list-style-type: none"> <li>• Outdoor encouraged</li> <li>• Indoor strongly discouraged, allowed with modifications</li> <li>• Max 25% capacity</li> </ul>	Open indoors with modifications <ul style="list-style-type: none"> <li>• Max 25% capacity</li> </ul>	Open indoors with modifications <ul style="list-style-type: none"> <li>• Max 50% capacity</li> </ul>	Open indoors with modifications <ul style="list-style-type: none"> <li>• Max 50% capacity</li> </ul>
Movie Theaters	Outdoor only with modifications	Open indoors with modifications <ul style="list-style-type: none"> <li>• Max 25% capacity or 100 people, whichever is fewer</li> </ul>	Open indoors with modifications <ul style="list-style-type: none"> <li>• Max 50% capacity or 200 people, whichever is fewer</li> </ul>	Open indoors with modifications <ul style="list-style-type: none"> <li>• Max 50% capacity</li> </ul>



# Red Tier

SECTORS	Tier 1 Widespread (Case Rate >7 or Test Positivity >8%)	Tier 2 Substantial (Case Rate 4-7 or Test Positivity 5-8%)	Tier 3 Moderate (Case Rate 1-3.9 or Test Positivity 2-4.9%)	Tier 4 Minimal (Case Rate <1 or Test Positivity <2%)
Post 2 million administered in first Healthy Places Index quartile	CR >10	CR 4-10	CR 1-3.9	CR <1
Post 4 million administered in first Healthy Places Index quartile	CR >10	CR 6-10	CR 2-5.9	CR <2
Hotels and Lodging	Open with modifications	Open with modifications <ul style="list-style-type: none"> <li>+Fitness centers (+10%)</li> </ul>	Open with modifications <ul style="list-style-type: none"> <li>+Fitness centers (+25%)</li> <li>+Indoor pools</li> </ul>	Open with modifications <ul style="list-style-type: none"> <li>+Fitness Centers (50%)</li> <li>+Spa facilities etc.</li> </ul>
Gyms and Fitness Centers	Outdoor only with modifications	Open indoors with modifications <ul style="list-style-type: none"> <li>Max 10% capacity</li> <li>+Climbing walls</li> </ul>	Open indoors with modifications <ul style="list-style-type: none"> <li>Max 25% capacity</li> <li>+Indoor pools</li> </ul>	Open indoors with modifications <ul style="list-style-type: none"> <li>Max 50% capacity</li> <li>+Saunas</li> <li>+Steam rooms</li> </ul>
Restaurants	Outdoor only with modifications	Open indoors with modifications <ul style="list-style-type: none"> <li>Max 25% capacity or 100 people, whichever is fewer</li> </ul>	Open indoors with modifications <ul style="list-style-type: none"> <li>Max 50% capacity or 200 people, whichever is fewer</li> </ul>	Open indoors with modifications <ul style="list-style-type: none"> <li>Max 50% capacity</li> </ul>
Wineries, Breweries and Distilleries***	Effective March 13, 2021: Outdoor only with modifications <ul style="list-style-type: none"> <li>Reservations</li> <li>90-minute time limit</li> <li>Seating/tables only</li> <li>Limited hours (service for on-site consumption closed by 8 pm)</li> </ul>	Effective March 13, 2021: Outdoor only with modifications <ul style="list-style-type: none"> <li>Reservations</li> <li>90-minute time limit</li> <li>Seating/tables only</li> <li>Limited hours (service for on-site consumption closed by 8 pm)</li> </ul>	Effective March 13, 2021: Open indoors with modifications <ul style="list-style-type: none"> <li>Max 25% capacity indoors, or 100 people, whichever is fewer</li> </ul>	Effective March 13, 2021: Open indoors with modifications <ul style="list-style-type: none"> <li>Max 50% capacity or 200 people indoors, whichever is fewer</li> </ul>



# Red Tier

SECTORS	Tier 1 Widespread (Case Rate >7 or Test Positivity >8%)	Tier 2 Substantial (Case Rate 4-7 or Test Positivity 5-8%)	Tier 3 Moderate (Case Rate 1-3.9 or Test Positivity 2-4.9%)	Tier 4 Minimal (Case Rate <1 or Test Positivity <2%)
Post 2 million administered in first Healthy Places Index quartile	CR >10	CR 4-10	CR 1-3.9	CR <1
Post 4 million administered in first Healthy Places Index quartile	CR >10	CR 6-10	CR 2-5.9	CR <2
Bars (where no meal provided; follow restaurant guidance where meal is provided)	Closed	Closed	Open outdoors with modifications	<b>Effective March 13, 2021:</b> Open indoors with modifications <ul style="list-style-type: none"> <li>• Max 25% capacity indoors, or 100 people, whichever is fewer</li> </ul>
Family Entertainment Centers	Outdoor only with modifications e.g. <ul style="list-style-type: none"> <li>• Kart Racing</li> <li>• Mini Golf</li> <li>• Batting Cages</li> </ul>	Outdoor only with modifications e.g. <ul style="list-style-type: none"> <li>• Kart Racing</li> <li>• Mini Golf</li> <li>• Batting Cages</li> </ul>	Open indoors for naturally distanced activities with modifications <ul style="list-style-type: none"> <li>• Max 25% capacity</li> <li>• Bowling Alleys</li> </ul>	Open indoors for activities with increased risk of proximity and mixing with modifications <ul style="list-style-type: none"> <li>• Max 50% capacity</li> <li>• Arcade Games</li> <li>• Ice and roller skating</li> <li>• Indoor playgrounds</li> </ul>
Cardrooms, Satellite Wagering	Outdoor only with modifications	Outdoor only with modifications	Open indoors with modifications <ul style="list-style-type: none"> <li>• Max 25% capacity</li> </ul>	Open indoors with modifications <ul style="list-style-type: none"> <li>• Max 50% capacity</li> </ul>
Offices	Remote	Remote	Open indoors with modifications <ul style="list-style-type: none"> <li>• Encourage telework</li> </ul>	Open indoors with modifications <ul style="list-style-type: none"> <li>• Encourage telework</li> </ul>



# Red Tier

SECTORS	Tier 1 Widespread (Case Rate >7 or Test Positivity >8%)	Tier 2 Substantial (Case Rate 4-7 or Test Positivity 5-8%)	Tier 3 Moderate (Case Rate 1-3.9 or Test Positivity 2-4.9%)	Tier 4 Minimal (Case Rate <1 or Test Positivity <2%)
Post 2 million administered in first Healthy Places Index quartile	CR >10	CR 4-10	CR 1-3.9	CR <1
Post 4 million administered in first Healthy Places Index quartile	CR >10	CR 6-10	CR 2-5.9	CR <2
<p>Outdoor Live Events with Assigned Seats and Controlled Mixing (e.g., sports and live performances)*</p> <p>Indoor guidance forthcoming</p>	<p>Current: Open with modifications, no live audiences</p> <p>Effective April 1, 2021:</p> <ul style="list-style-type: none"> <li>• 100 people or fewer</li> <li>• Regional visitors (120 miles)</li> <li>• Advanced reservations only</li> <li>• No concessions or concourse sales</li> </ul>	<p>Current: Open with modifications, no live audiences</p> <p>Effective April 1, 2021:</p> <ul style="list-style-type: none"> <li>• Max 20%, includes suites with 25% occupancy per suite and suites no more than 3 households</li> <li>• Weekly worker testing program</li> <li>• In-state visitors only, check for current <a href="#">CDPH Travel Advisory</a> in effect</li> <li>• Advanced reservations only</li> <li>• Primarily in-seat concessions (no concourse sales)</li> </ul>	<p>Current:</p> <ul style="list-style-type: none"> <li>• Open with modifications</li> <li>• Permanent venues with live audiences outdoors only</li> <li>• Capacity must be limited to 20%</li> <li>• Reservations required</li> <li>• Assigned seating only</li> <li>• In-seat concessions only (no concourse sales)</li> <li>• Regional attendees only (within 120 miles)</li> </ul> <p>Effective April 1, 2021:</p> <ul style="list-style-type: none"> <li>• Max 33%, includes suites with 25% occupancy per suite</li> <li>• Weekly worker testing program</li> <li>• In-state visitors only, check for current CDPH Travel Advisory in effect</li> </ul>	<p>Current:</p> <ul style="list-style-type: none"> <li>• Open with modifications</li> <li>• Permanent venues with live audiences outdoors only</li> <li>• Capacity must be limited to 25%</li> <li>• Reservations required</li> <li>• Assigned seating only</li> <li>• In-seat concessions only (no concourse sales)</li> <li>• Regional attendees only (within 120 miles)</li> </ul> <p>Effective April 1, 2021:</p> <ul style="list-style-type: none"> <li>• Max 67%, includes suites with 25% occupancy per suite</li> <li>• In-state visitors only, check for current <a href="#">CDPH Travel Advisory</a> in effect</li> <li>• Primarily in-seat concessions (no concourse sales)</li> </ul>

# *Questions?*

[www.chulavistaca.gov/coronavirus](http://www.chulavistaca.gov/coronavirus)

@thinkchulavista