



COVID-19 Update

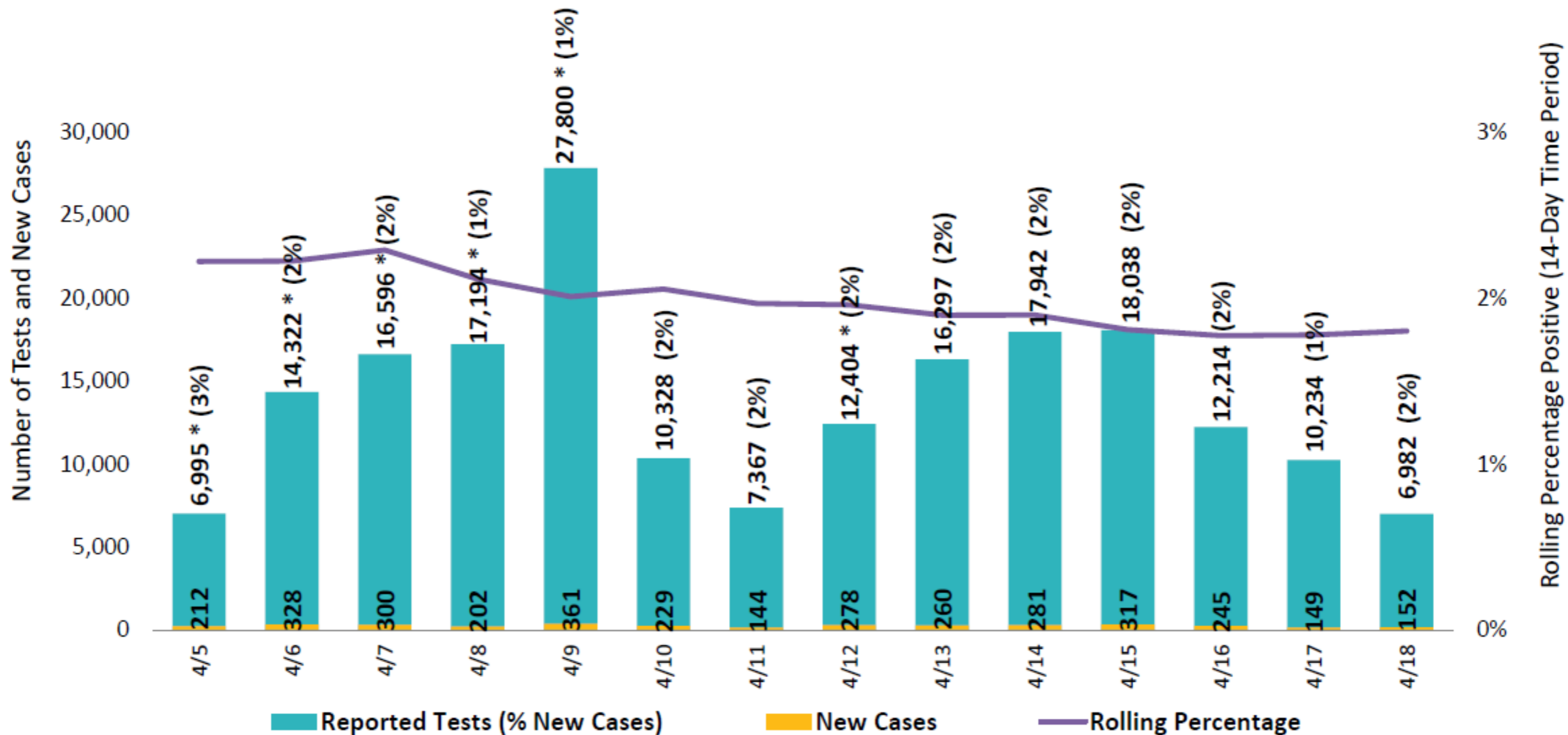
**1 Year, 38 Days Since
EOC Activation**

April 20, 2021

COVID-19 Percentage Positive



Percentage of Positive COVID-19 Cases Among Tests by Date Reported
Total Number of Cases = 275,112

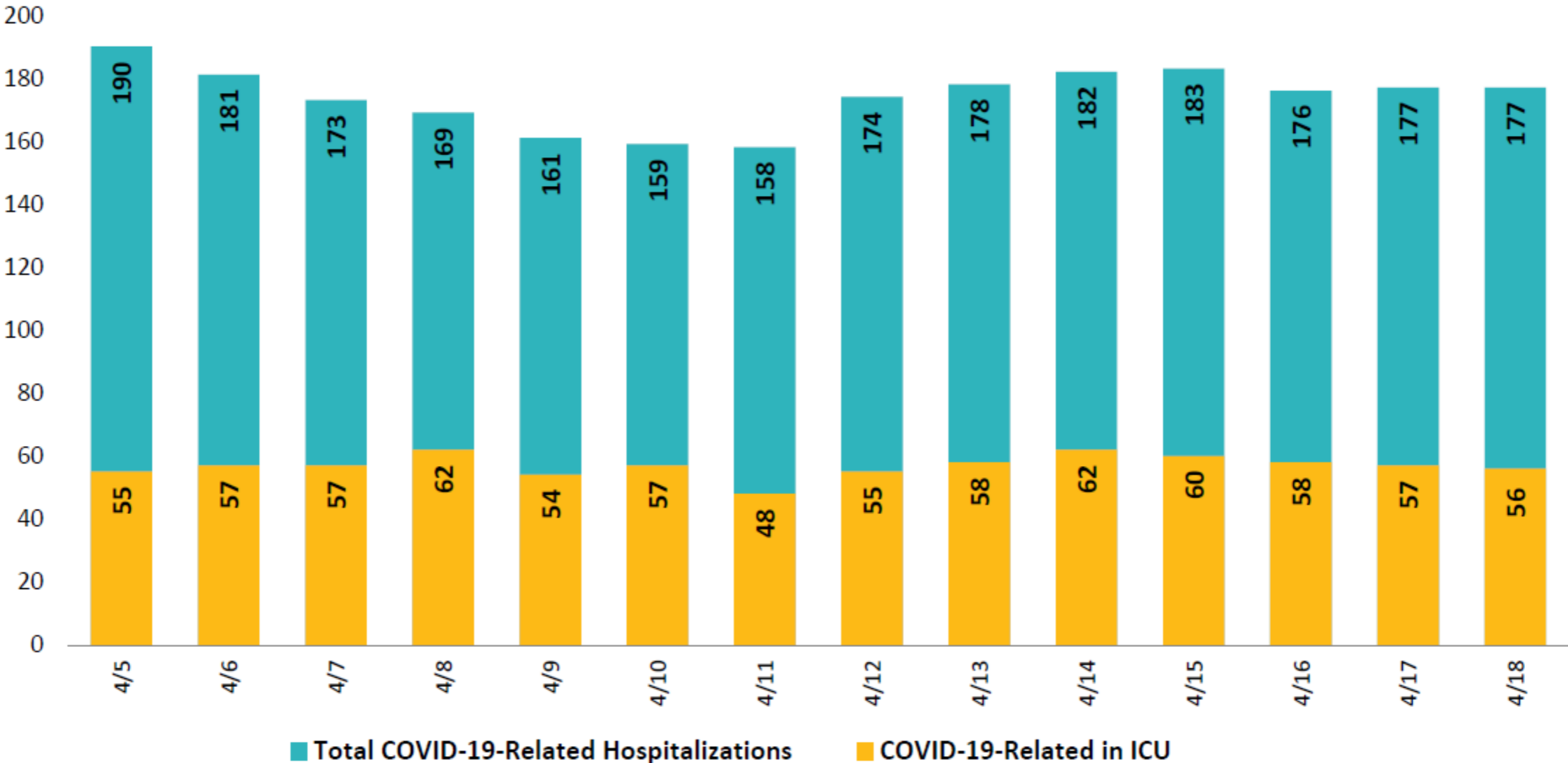


*Data are preliminary and subject to change; numerator: cases among San Diego County residents; denominator: all tests, including San Diego County residents and non-residents; *received batch of prior tests; rolling average percentage for 14-day time period; total number of tests = 4,532,977; 4/18/2021 rolling average = 1.8%. Prepared by County of San Diego, Emergency Operations Center, 4/19/2021*

COVID-19 Hospital Census



COVID-19 Hospital Daily Census in San Diego County Includes Cases and Suspect COVID-19 Patients



Data are preliminary and subject to change; data from hospitals reporting directly to County of San Diego; census for San Diego County non-federal hospitals; includes cases and suspect COVID-19 patients for San Diego County residents and non-residents.

Prepared by County of San Diego, Emergency Operations Center, 4/19/2021



COVID-19 Testing

- 52,341 tests conducted
- South Orange Library Testing Site Demobilizing
 - Final Day, Thursday, April 29.
- South Bay Testing Locations
 - SEARS Building
 - Imperial Beach Sports Park
 - Kimball Senior Center
 - San Ysidro Civic Center
 - San Ysidro Port of Entry
 - Tubman Chavez Center



Current Tier - Orange

STATEWIDE METRICS

5.0 New COVID-19 positive cases per day per 100K

1.7% Positivity rate (7-day average)

32.8% ICU availability

County
San Diego

San Diego County

Southern California Region

Eligible to exit Regional Order effective 1/25/2021

Was placed on Regional Stay Home Order 12/6/2020 3:59 PM

[Close](#)



COUNTY RISK LEVEL

Moderate*

Some indoor business operations are open with modifications

COUNTY METRICS

6.4 New COVID-19 cases per day per 100K

6.1 Adjusted case rate for tier assignment

2.4% Positivity rate (7-day average)

3.0% Health equity quartile positivity rate

3 weeks prior

3/30

 Substantial

2 weeks prior

4/6

 Moderate

1 week prior

4/13

 Moderate

Current

4/20

 Moderate

*See California Blueprint Data Chart for tier determination.

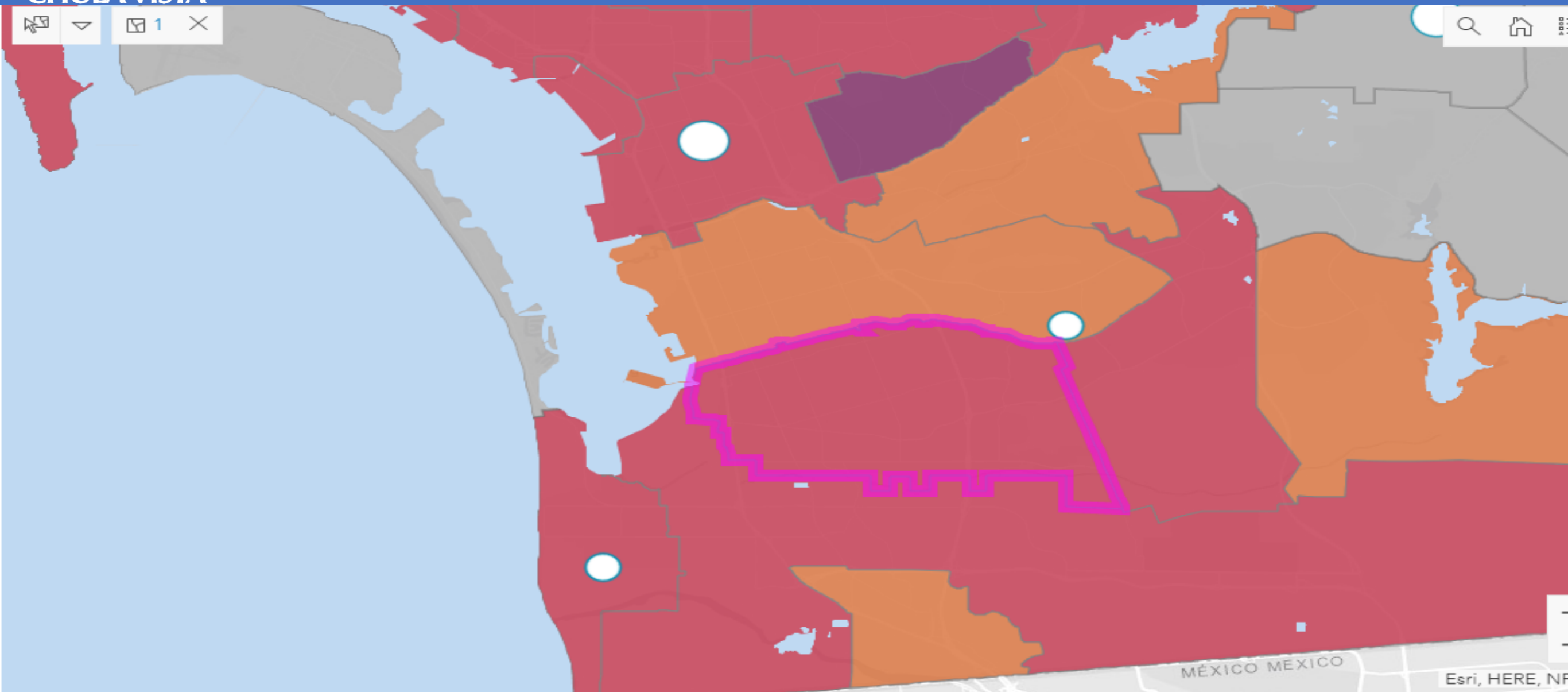
 Substantial

 Moderate

 Minimal



Chula Vista Case Rates



[Link: State of California: Blueprint for a Safer Economy](#) - San Diego County currently in **ORANGE** tier

PURPLE TIER (Widespread) Case Rate > 10.0 Testing Positivity > 8.0% Many non-essential indoor business operations are closed	RED TIER (Substantial) Case Rate 6.0 - 10.0 Testing Positivity 5.0% - 8.0% Some non-essential indoor business operations are closed	ORANGE TIER (Moderate) Case Rate 2.0 - 5.9 Testing Positivity 2.0% - 4.9% Some indoor business operations are open with modifications	YELLOW TIER (Minimal) Case Rate < 2.0 Testing Positivity < 2.0% Most indoor business operations are open with modifications
------------------------------------------------------------------------------------------------------------------------------------------------------	-------------------------------------------------------------------------------------------------------------------------------------------------------------	---------------------------------------------------------------------------------------------------------------------------------------------------------------	-----------------------------------------------------------------------------------------------------------------------------------------------------



Orange Tier

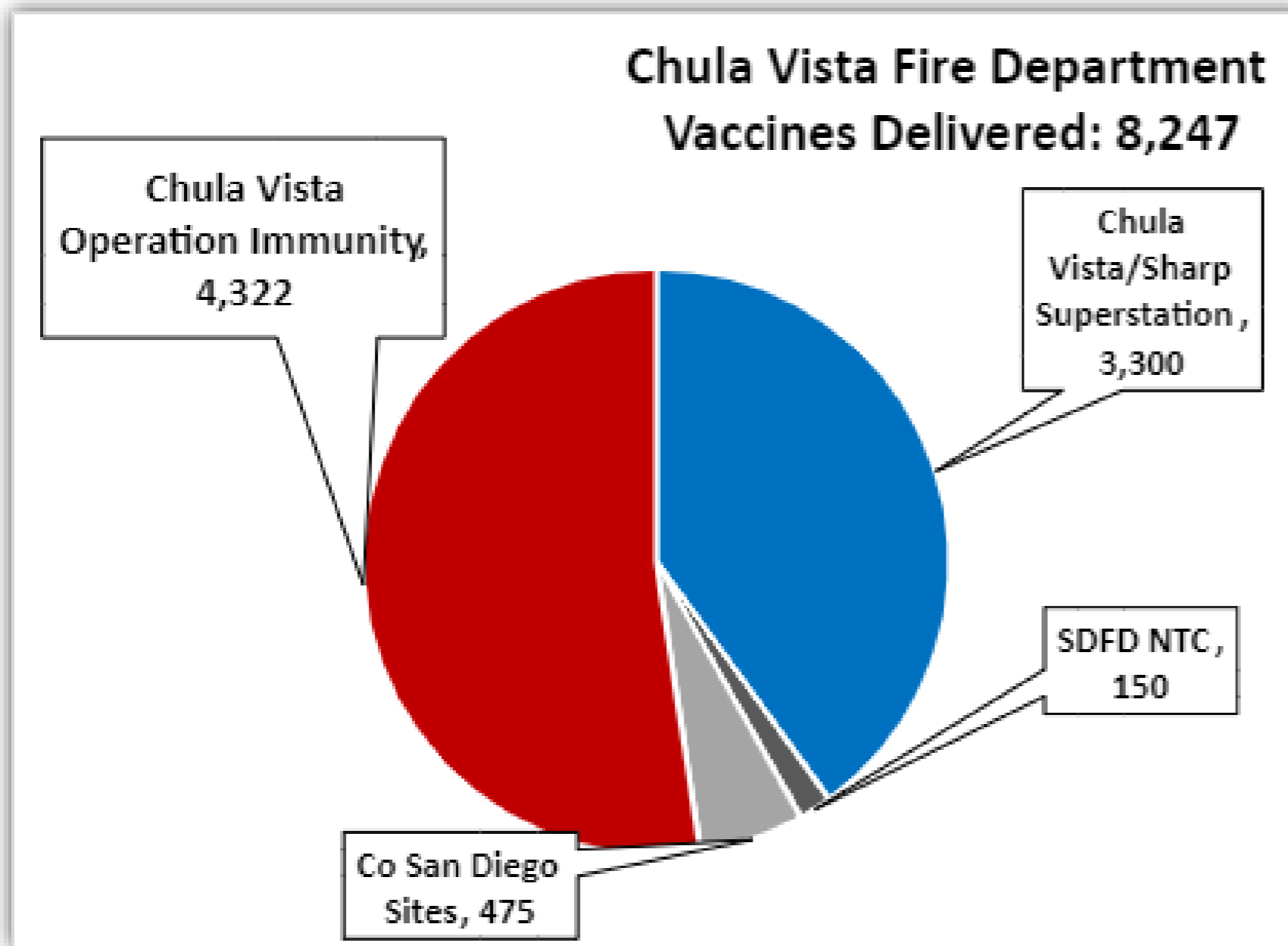
Blueprint for a Safer Economy

Activity and Business Tiers

April 19, 2021

SECTORS	Tier 1 Widespread	Tier 2 Substantial	Tier 3 Moderate	Tier 4 Minimal
Post 4 million doses administered in first Healthy Places Index quartile	Case Rate >10	Case Rate 6-10	Case Rate 2-5.9	Case Rate <2
Critical Infrastructure	Open with modifications	Open with modifications	Open with modifications	Open with modifications
Gatherings * <ul style="list-style-type: none"> - Social, informal gatherings - No defined guest list required - No testing or vaccination required 	Outdoor only <ul style="list-style-type: none"> • Max 3 households 	Outdoor <ul style="list-style-type: none"> • Max 25 people Indoor <ul style="list-style-type: none"> • Indoor gatherings strongly discouraged, allowed with modifications (no food/drink except when following the standards in the guidance) • Max 25% capacity in settings where capacity limits exist and up to 3 households or 10 people 	Outdoor <ul style="list-style-type: none"> • Max 50 people Indoor <ul style="list-style-type: none"> • Indoor gatherings strongly discouraged, allowed with modifications (no food/drink except when following the standards in the guidance) • Max 25% capacity in settings where capacity limits exist or 25 people or whichever is fewer 	Outdoor <ul style="list-style-type: none"> • Max 100 people Indoor <ul style="list-style-type: none"> • Indoor gatherings strongly discouraged, allowed with modifications (no food/drink except when following the standards in the guidance) • Max 50% capacity in settings where capacity limits exist or 50 people or whichever is fewer
Private Events ** (meetings/receptions/conferences) Required mitigation measures:	Outdoor only <ul style="list-style-type: none"> • Maximum 25 people • If all guests are tested or show proof of full vaccination: Max 100 	Outdoor <ul style="list-style-type: none"> • Maximum of 50 people • If all guests are tested or show proof of full vaccination: Max 200 	Outdoor <ul style="list-style-type: none"> • Maximum of 100 people • If all guests are tested or show proof of full vaccination: Max 300 	Outdoor <ul style="list-style-type: none"> • Maximum of 200 people • If all guests are tested or show proof of full vaccination: Max 400

Vaccines Administered



- 40 Vaccination Events
- 112 Homebound Vaccinations

Vaccinators Trained

Chula Vista Fire Department Trained Vaccinators: 49

