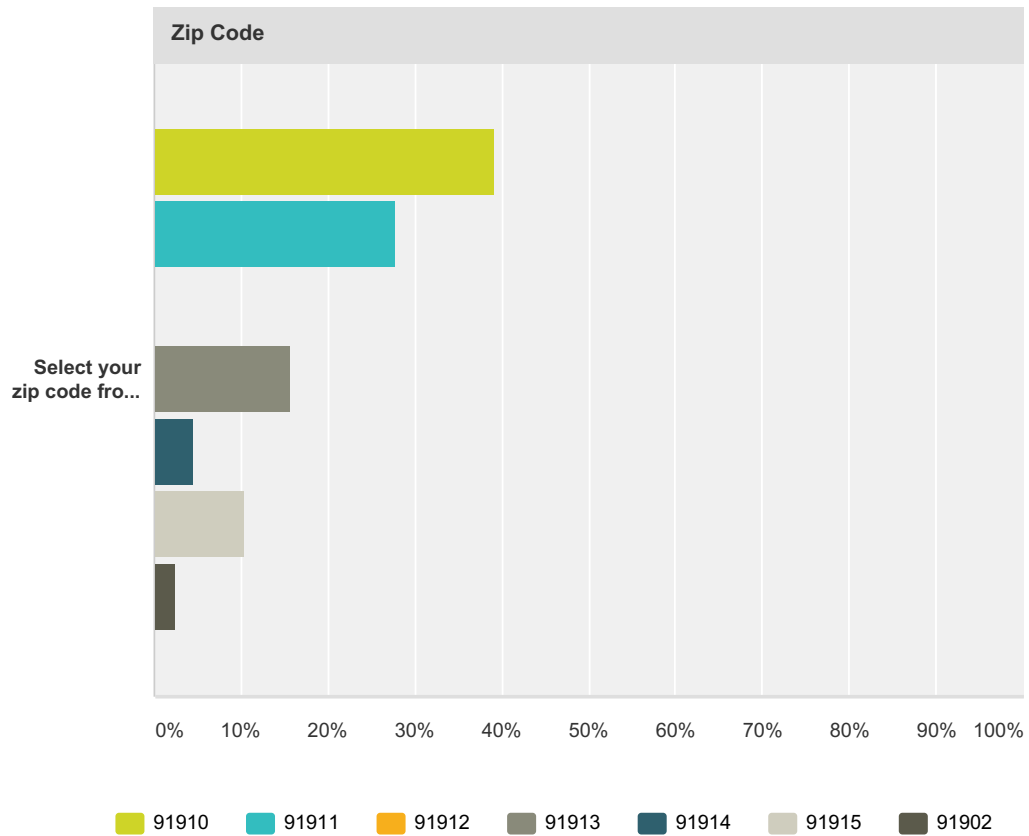


# Housing and Community Development Needs Survey

## Q1 Zip Code

Answered: 332 Skipped: 23

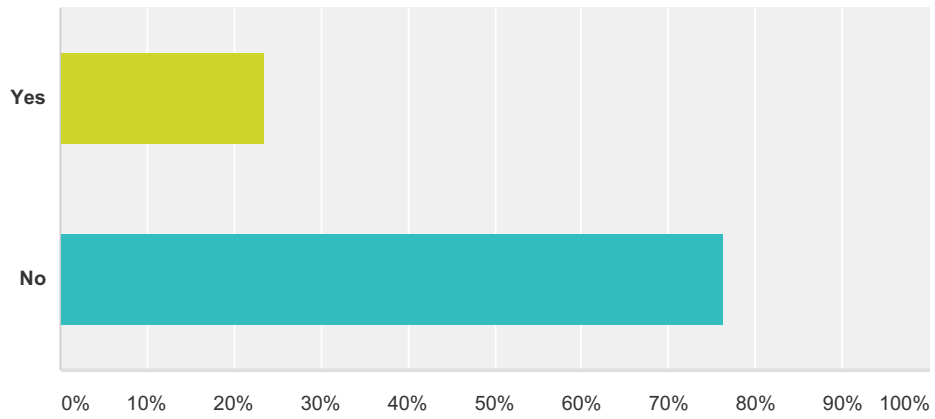


Zip Code								
	91910	91911	91912	91913	91914	91915	91902	Total
Select your zip code from the drop-down menu.	39.16% 130	27.71% 92	0.00% 0	15.66% 52	4.52% 15	10.54% 35	2.41% 8	332

# Housing and Community Development Needs Survey

## Q2 Senior? (62+)

Answered: 349 Skipped: 6

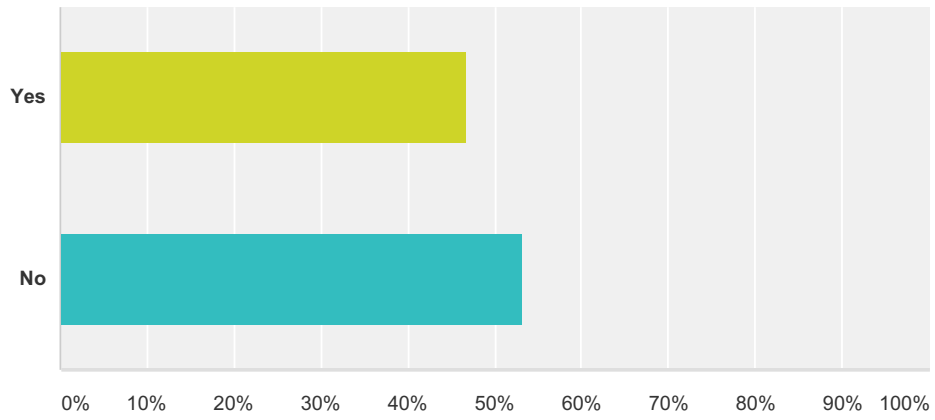


Answer Choices	Responses	
Yes	23.50%	82
No	76.50%	267
<b>Total</b>		<b>349</b>

# Housing and Community Development Needs Survey

## Q3 Do you have children (17 years of age or younger) living in your home?

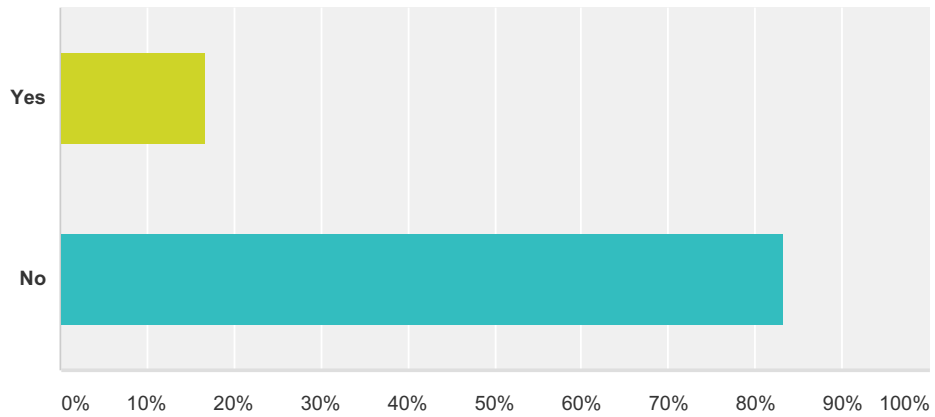
Answered: 353 Skipped: 2



Answer Choices	Responses
Yes	46.74% 165
No	53.26% 188
<b>Total</b>	<b>353</b>

### Q4 Do you have a disability?

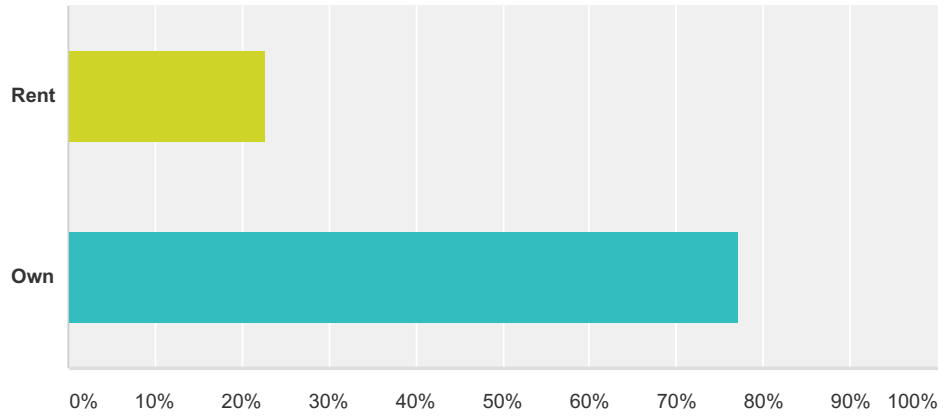
Answered: 352 Skipped: 3



Answer Choices	Responses	
Yes	16.76%	59
No	83.24%	293
<b>Total</b>		<b>352</b>

### Q5 Do you rent or own your home?

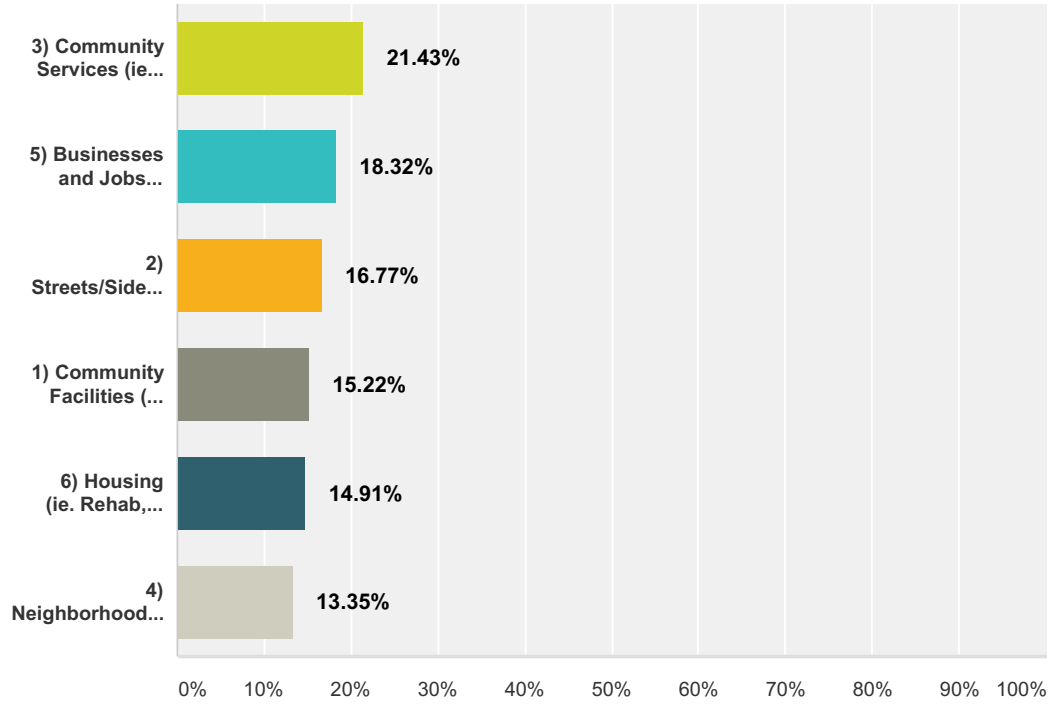
Answered: 352 Skipped: 3



Answer Choices	Responses	
Rent	22.73%	80
Own	77.27%	272
<b>Total</b>		<b>352</b>

**Q6 There are 6 basic eligible categories where Chula Vista could invest its federal grant funds. What do you consider to be the highest priority for the Chula Vista community?**

Answered: 322 Skipped: 33

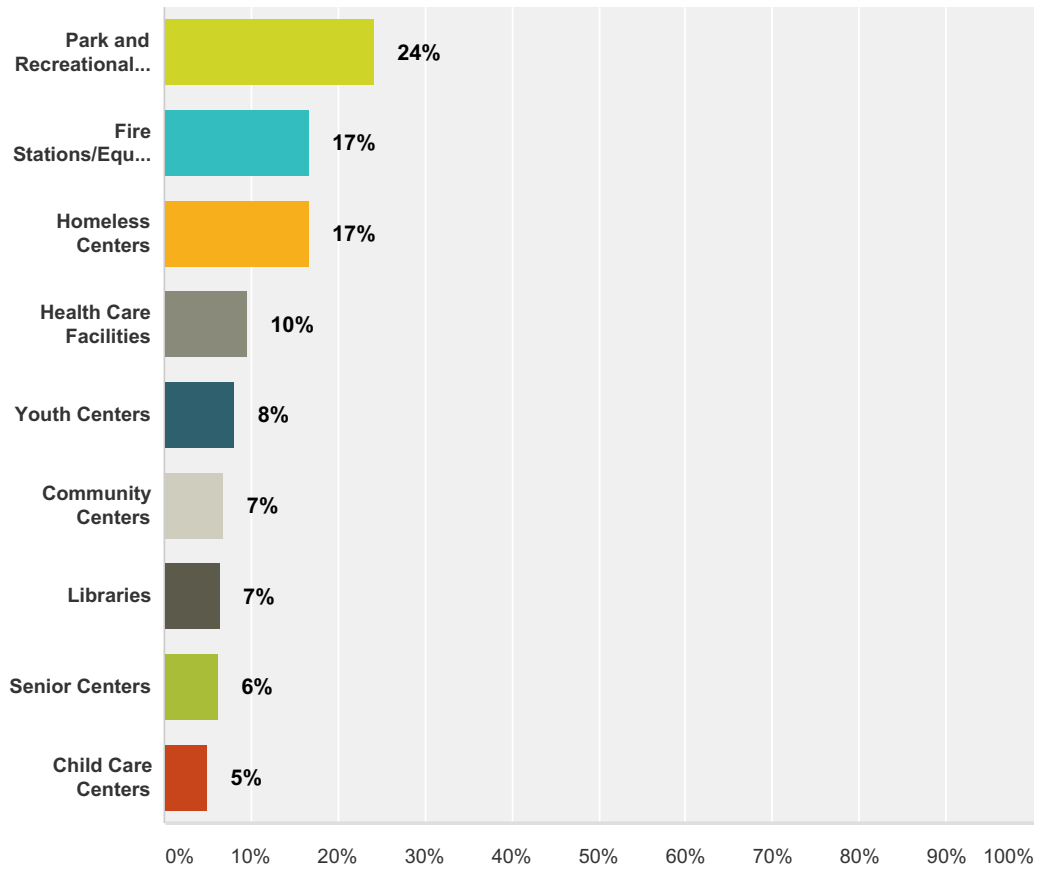


Answer Choices	Responses
3) Community Services (ie. Senior, Youth, Disabled, Homeless)	21.43% 69
5) Businesses and Jobs (Business Assistance, Job Creation/Retention)	18.32% 59
2) Streets/Sidewalks (ie. ADA Curb Cuts, Streets, Sidewalks)	16.77% 54
1) Community Facilities (ie. Recreation Centers, Parks)	15.22% 49
6) Housing (ie. Rehab, Construction, Homebuyer Assistance)	14.91% 48
4) Neighborhood Svcs. (ie. Graffiti Removal, Code Enforcement)	13.35% 43
<b>Total</b>	<b>322</b>

# Housing and Community Development Needs Survey

## Q7 1) Under, COMMUNITY FACILITIES what do you think has the highest priority?

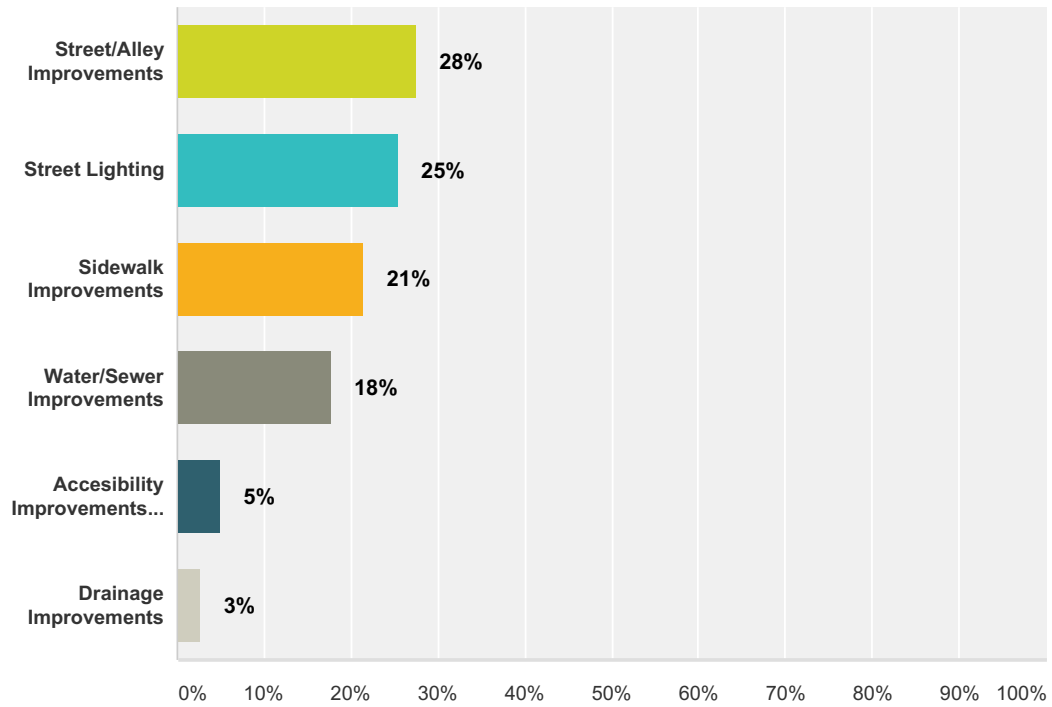
Answered: 322 Skipped: 33



Answer Choices	Responses	Count
Park and Recreational Facilities	24%	78
Fire Stations/Equipment	17%	54
Homeless Centers	17%	54
Health Care Facilities	10%	31
Youth Centers	8%	26
Community Centers	7%	22
Libraries	7%	21
Senior Centers	6%	20
Child Care Centers	5%	16
<b>Total</b>		<b>322</b>

**Q8 2) Under, STREETS/SIDEWALKS what do you think has the highest priority?**

Answered: 322 Skipped: 33



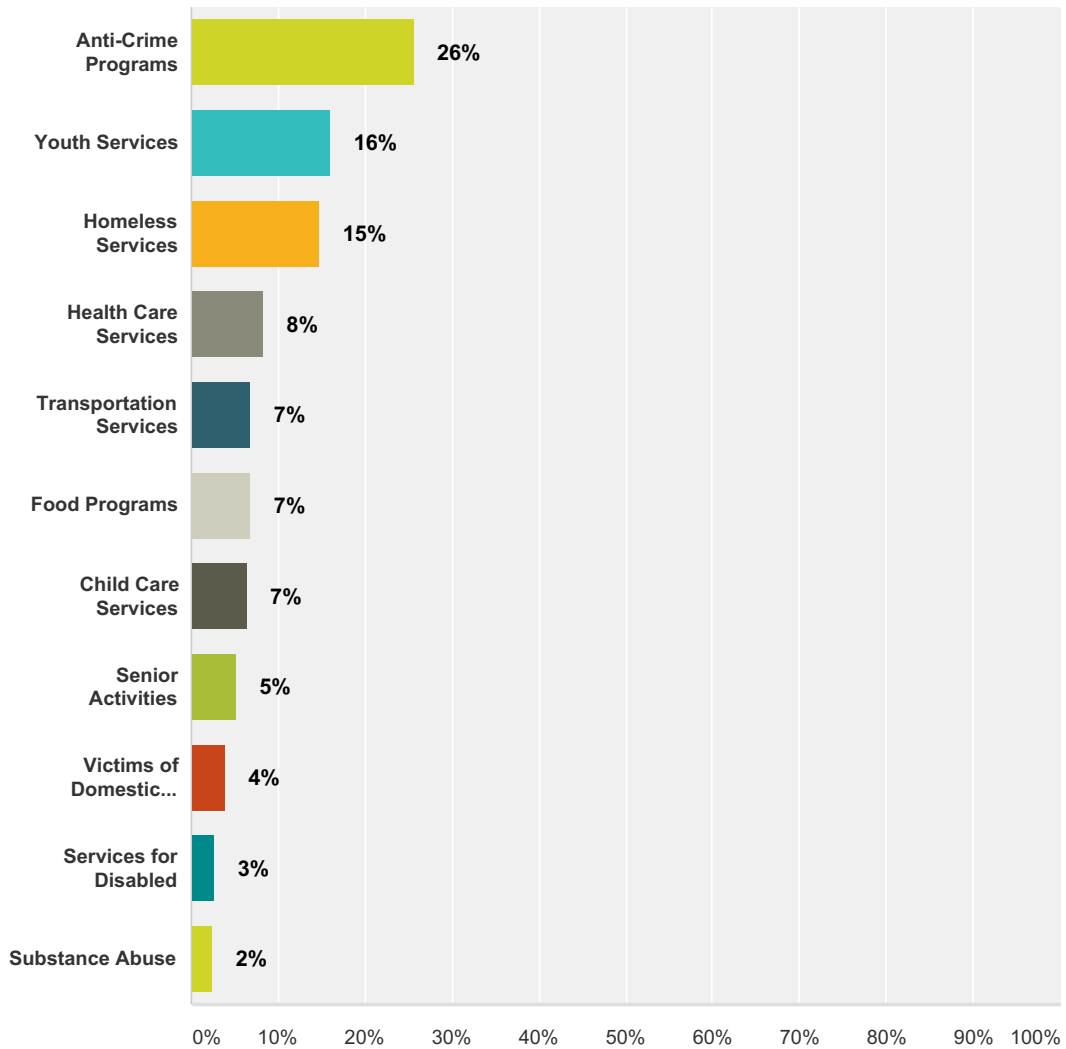
Answer Choices	Responses	Count
Street/Alley Improvements	28%	89
Street Lighting	25%	82
Sidewalk Improvements	21%	69
Water/Sewer Improvements	18%	57
Accesibility Improvements (ADA Ramps)	5%	16
Drainage Improvements	3%	9
<b>Total</b>		<b>322</b>



# Housing and Community Development Needs Survey

## Q9 3) Under, COMMUNITY SERVICES what do you think has the highest priority?

Answered: 322 Skipped: 33



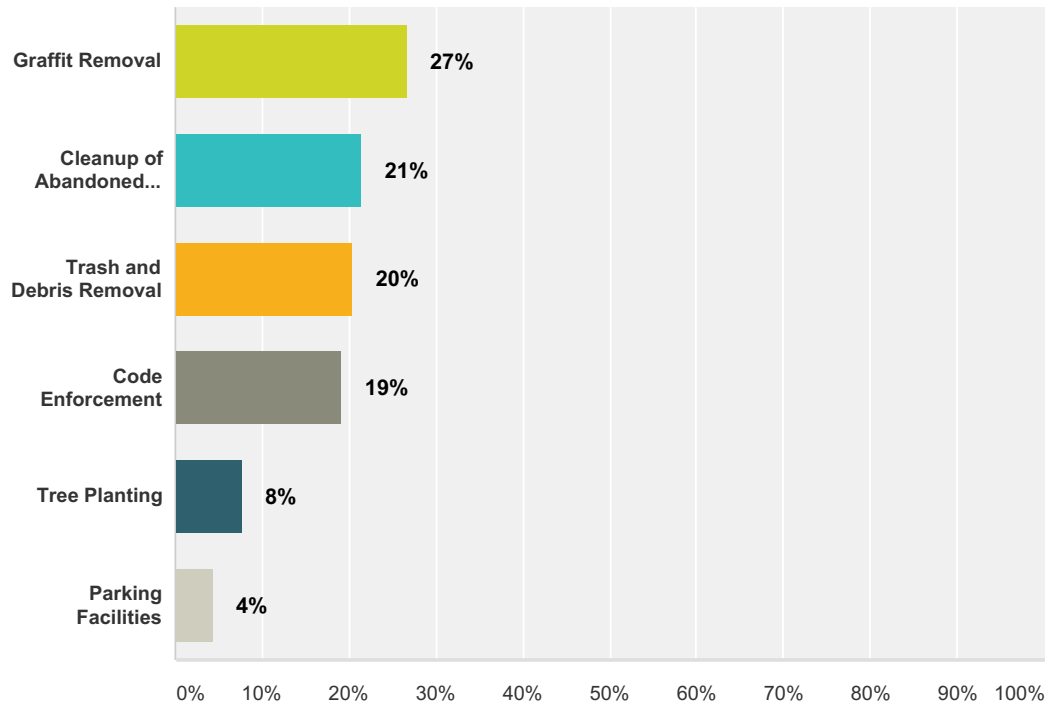
Answer Choices	Responses
Anti-Crime Programs	26% 83
Youth Services	16% 52
Homeless Services	15% 48
Health Care Services	8% 27
Transportation Services	7% 22
Food Programs	7% 22
Child Care Services	7% 21
Senior Activities	5% 17

## Housing and Community Development Needs Survey

Victims of Domestic Violence	4%	13
Services for Disabled	3%	9
Substance Abuse	2%	8
<b>Total</b>		<b>322</b>

**Q10 4) Under, NEIGHBORHOOD SERVICES  
what do you think has the highest priority?**

Answered: 322 Skipped: 33

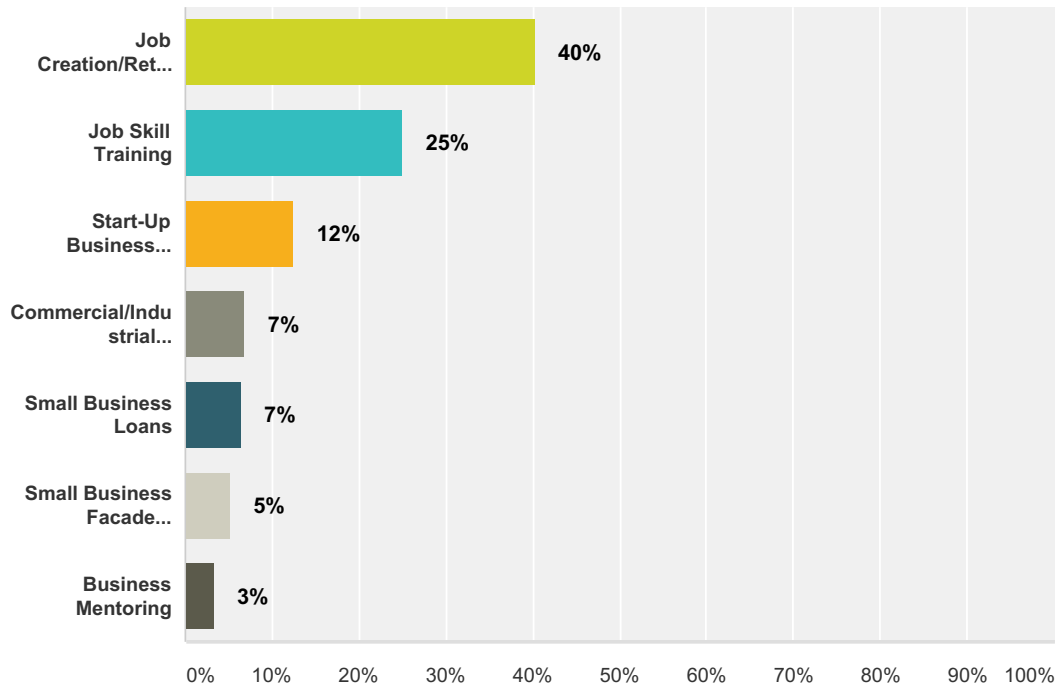


Answer Choices	Responses	
Graffiti Removal	27%	86
Cleanup of Abandoned Lots/Buildings	21%	69
Trash and Debris Removal	20%	66
Code Enforcement	19%	62
Tree Planting	8%	25
Parking Facilities	4%	14
<b>Total</b>		<b>322</b>

# Housing and Community Development Needs Survey

## Q11 5) Under, **BUSINESSES AND JOBS** what do you think has the highest priority?

Answered: 322 Skipped: 33

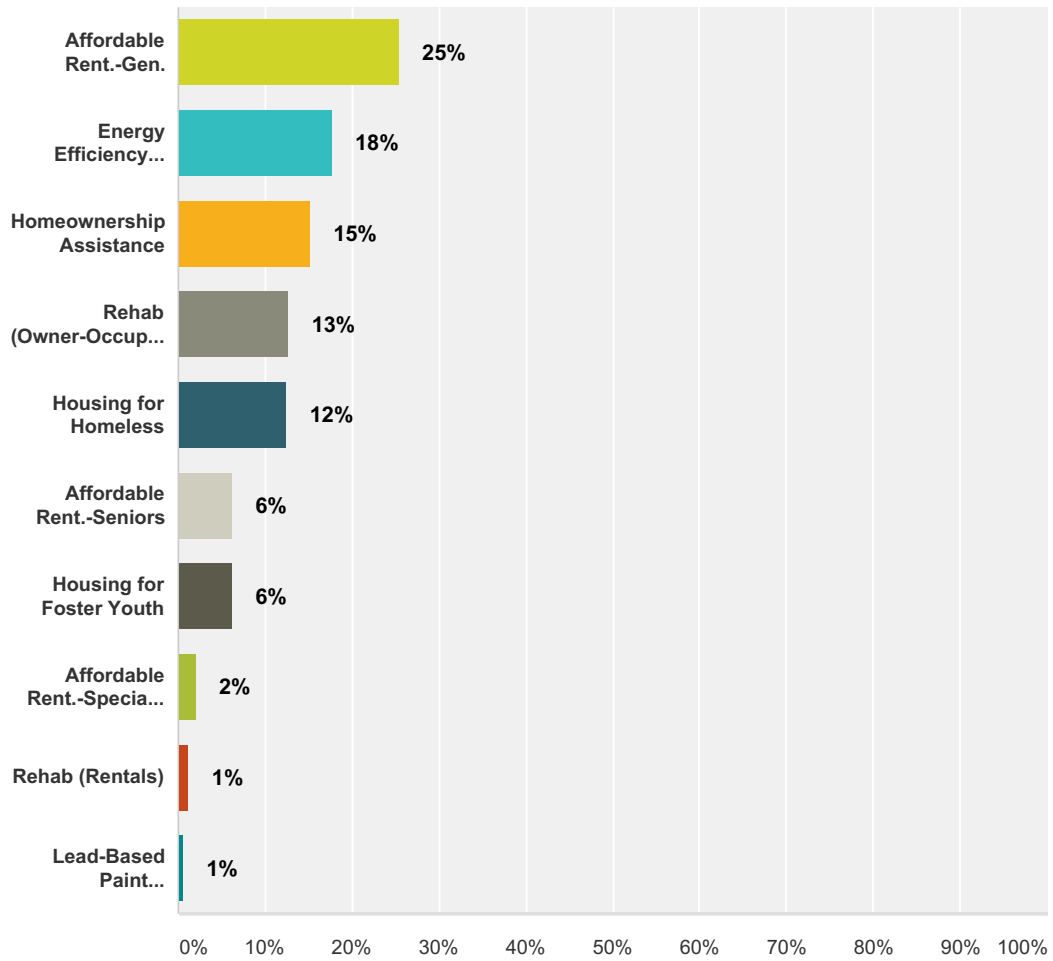


Answer Choices	Responses
Job Creation/Retention	40% 130
Job Skill Training	25% 81
Start-Up Business Assistance	12% 40
Commercial/Industrial Rehabilitation	7% 22
Small Business Loans	7% 21
Small Business Facade Improvement	5% 17
Business Mentoring	3% 11
<b>Total</b>	<b>322</b>

# Housing and Community Development Needs Survey

## Q12 6) Under, HOUSING what do you think has the highest priority?

Answered: 322 Skipped: 33



Answer Choices	Responses	Count
Affordable Rent.-Gen.	25%	82
Energy Efficiency Improvements	18%	57
Homeownership Assistance	15%	49
Rehab (Owner-Occupied)	13%	41
Housing for Homeless	12%	40
Affordable Rent.-Seniors	6%	20
Housing for Foster Youth	6%	20
Affordable Rent.-Special Needs	2%	7
Rehab (Rentals)	1%	4

## Housing and Community Development Needs Survey

Lead-Based Paint Test/Abatement	1%	2
<b>Total</b>		<b>322</b>

**Q13 Please write in any needs not listed above.**

Answered: 53 Skipped: 302