

LOMA VERDE RECREATION CENTER

EXTERIOR FINISHES



RENDERING: Entry View 1



RENDERING: Entry View 2



CMU WALL BLEND 1:
Natural, Castle Gray, Charcoal



CMU WALL 2:
Natural



CT-1:
Fin Accent Tile & Outdoor Shower Tile




MTL-1:
Metal Panel & Awning Color: RAL 6033



FF-1:
Building Signage Color




MTL-2:
Storefront: RAL 7012



CNC-1:
Cast-In-Place Concrete

LOMA VERDE RECREATION CENTER INTERIOR FINISHES

PT-1
Field Paint



PT-2
Recreation
Accent Paint



PT-3
Aquatic
Accent Paint




PT-4
Recreation
HM Doors &
Frames Paint



PT-5
Aquatics &
Exterior HM
Doors &
Frames Paint



PT-6
Ceiling Paint




WD-2 (Wood Door Color)




HPL-1 (Cubbies/Lockers)




MAT-1 (Multi-Purpose Room Wall Pad)



SSU-3 (Restroom Wainscot & Base)



PTC-1 (Restroom Partitions)




PL-1 (Plastic Laminate)



PL-2 (Plastic Laminate)



SSU-1 (Aquatics Changing Rooms & Break Room Countertops)



SSU-2 (Crafts Room & Recreation Restrooms Countertops)



CT-2 (Restroom, Changing Room & Breakroom Floor Tile)




CT-3 (Restroom & Changing Wall Tile)




CT-4 (Restroom & Changing Wall Tile)



LVT-1 & RB-2 (Aquatic Office 103, Office 105, Dance Rooms, Crafts Room and Storage 117, 120 & 135)



RM-1 (Fitness Room Flooring & Base)



WD-1 (Multi-Purpose Room Flooring)



PC-1 & RB-1 (Recreation Center Polished Concrete Flooring)