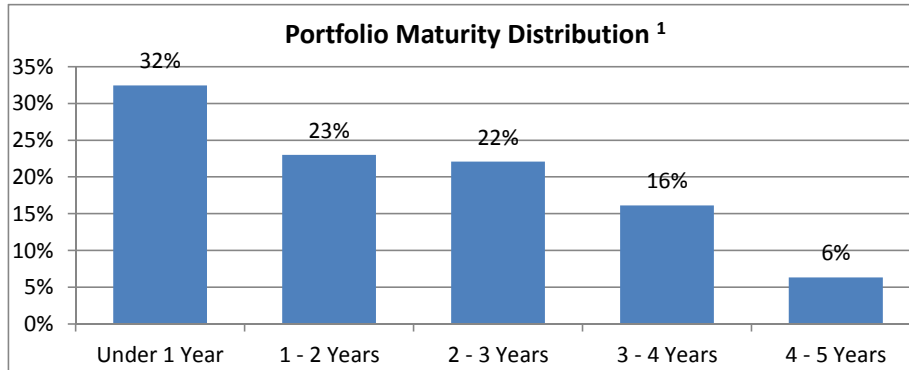


**City of Chula Vista
Investment Report for the Quarter Ended March 31, 2019**

Portfolio Summary and Key Statistics



¹ Excludes Pooled Investments and BNY Custodial Cash Account

Portfolio Maturity ¹	PAR Maturing	% Maturing
Under 1 Year	\$ 84,401,047	32%
1 - 2 Years	\$ 59,822,630	23%
2 - 3 Years	\$ 57,365,000	22%
3 - 4 Years	\$ 41,938,000	16%
4 - 5 Years	\$ 16,425,000	6%
Total	\$ 259,951,677	100%

Interest Earnings	FY2019	FY2018	Change
January	\$552,656	\$271,453	\$281,203
February	\$539,386	\$263,284	\$276,102
March	\$620,543	\$290,976	\$329,567
Total for Quarter	\$1,712,584	\$825,712	\$886,872

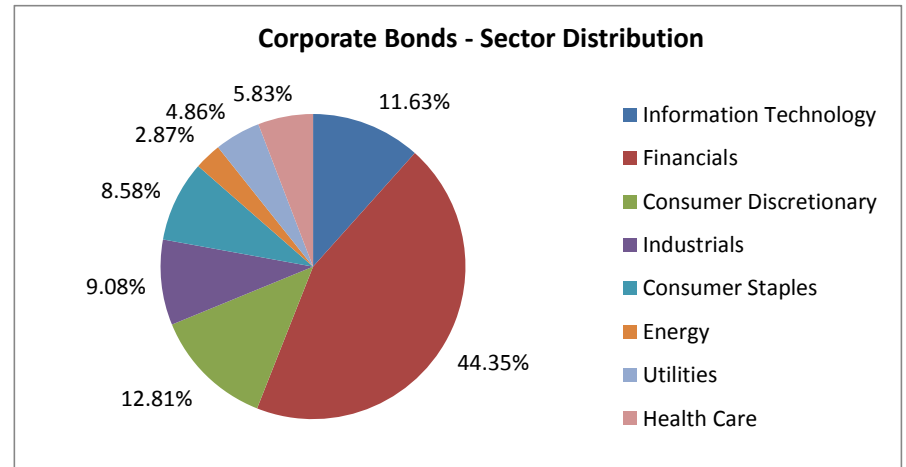
Portfolio Key Statistics	
PAR Value	\$355,631,761
Book Value	\$354,539,738
Market Value	\$356,055,406
Weighted Average Maturity (in years)	1.87
Weighted Yield to Maturity	2.58%

U.S. Treasury Yields - Quarterly Comparison

Maturity	Mar '19	Dec '18	Change
3-Month	2.40%	2.45%	-0.05%
1-Year	2.40%	2.63%	-0.23%
2-Year	2.27%	2.48%	-0.21%
3-Year	2.21%	2.46%	-0.25%
5-year	2.23%	2.51%	-0.28%
10-Year	2.41%	2.69%	-0.28%

2-Year U.S. Treasury Yield - Historical Data

Mar '18	Mar '17	Mar '16	Mar '15
2.27%	1.27%	0.73%	0.56%



City of Chula Vista
List of Investments as of March 31, 2019

Market Values as of: 3/31/2019

SecurityTypeDesc	Description	DatedDate	Coupon	Maturity	CUSIP	Par	S&P	TradeDate	Settlement		BNY Market		Issuer
									Date	Book Value	YTM	Value	
Asset-Backed Security / Collateralized Mortgage Obligation	HONDA ABS 2016-1 A3	2/25/2016	1.220%	12/18/2019	43814NAC9	1,080.74	AAA	2/16/2016	2/25/2016	1,080.59	1.23	1,080.08	HONDA AUTO RECEIVABLES
Asset-Backed Security / Collateralized Mortgage Obligation	NISSAN ABS 2015-C A3	10/14/2015	1.370%	5/15/2020	65478AAD5	73,517.41	NR	10/6/2015	10/14/2015	73,508.05	1.38	73,422.91	NISSAN AUTO RECEIVABLES
Asset-Backed Security / Collateralized Mortgage Obligation	ALLY ABS 2016-3 A3	5/31/2016	1.440%	8/17/2020	02007LAC6	59,032.30	AAA	5/24/2016	5/31/2016	59,026.58	1.44	58,954.31	ALLY AUTO RECEIVABLES TRUST
Asset-Backed Security / Collateralized Mortgage Obligation	HAROT 2018-2 A2	5/30/2018	2.660%	12/18/2020	43814UAF6	1,389,941.32	AAA	5/22/2018	5/30/2018	1,389,939.24	2.66	1,390,210.00	HONDA AUTO RECEIVABLES
Asset-Backed Security / Collateralized Mortgage Obligation	HONDA ABS 2016-4 A3	10/25/2016	1.210%	12/18/2020	43814RAC0	561,139.03	AAA	10/18/2016	10/25/2016	561,102.62	1.04	557,612.27	HONDA AUTO RECEIVABLES
Asset-Backed Security / Collateralized Mortgage Obligation	JOHN DEERE ABS 2017-B A3	7/15/2017	1.820%	10/15/2021	47788BAD6	535,000.00	NR	7/11/2017	7/18/2017	534,960.84	1.82	531,601.47	JOHN DEERE OWNER TRUST
Asset-Backed Security / Collateralized Mortgage Obligation	ALLYA 2018-3 A3	6/27/2018	3.000%	1/17/2023	02007JAC1	1,100,000.00	AAA	6/19/2018	6/27/2018	1,099,924.76	3.09	1,105,966.40	ALLY AUTO RECEIVABLES TRUST
Asset-Backed Security / Collateralized Mortgage Obligation	Sub Totals					3,719,710.80				3,719,542.68		3,718,847.44	
Certificate of Deposit	SUMITOMO MITSUI BANK NY CD	5/4/2017	2.050%	5/3/2019	86563YVNO	3,000,000.00	A-1	5/3/2017	5/4/2017	3,000,000.00	2.05	2,998,659.53	SUMITOMO MITSUI FINANCIAL GROUP INC
Certificate of Deposit	SKANDINAV ENSKILDA BANKEN NY CD	8/4/2017	1.840%	8/2/2019	83050FXT3	3,000,000.00	A+	8/3/2017	8/4/2017	2,998,830.00	1.85	2,991,911.84	SKANDINAVISKA ENSKILDA BANKEN AB
Certificate of Deposit	MUFG BANK LTD/NY CERT DEPOS	9/27/2017	2.070%	9/25/2019	06539RGM3	1,000,000.00	A	9/25/2017	9/27/2017	1,000,000.00	2.07	997,148.01	MITSUBISHI UFJ FINANCIAL GROUP INC
Certificate of Deposit	CREDIT SUISSE NEW YORK CERT DEPOS	2/8/2018	2.670%	2/7/2020	22549LFR1	1,500,000.00	A	2/7/2018	2/8/2018	1,500,000.00	2.67	1,498,948.55	CREDIT SUISSE GROUP
Certificate of Deposit	BANK OF NOVA SCOTIA HOUSTON CD	6/7/2018	3.080%	6/5/2020	06417GU22	2,500,000.00	A+	6/5/2018	6/7/2018	2,499,050.00	3.10	2,512,350.43	BANK OF NOVA SCOTIA
Certificate of Deposit	FIRSTBANK PUERTO RICO	12/28/2018	2.950%	9/28/2020	33767A6V8	246,000.00	NA	12/18/2018	12/28/2018	246,000.00	2.95	247,366.84	FIRSTBANK PUERTO RICO
Certificate of Deposit	FIRST INTERNET BANK OF IND	12/28/2018	3.000%	12/28/2020	32056GDD9	249,000.00	NA	12/18/2018	12/28/2018	249,000.00	3.00	251,184.31	IN
Certificate of Deposit	ALLY BANK	11/15/2018	3.200%	11/15/2021	02007GGA5	246,000.00	NA	11/7/2018	11/15/2018	246,000.00	3.20	251,441.10	ALLY BANK UT
Certificate of Deposit	BMW BANK OF NA	12/14/2018	3.250%	12/14/2021	05580AQA5	246,000.00	NA	12/12/2018	12/14/2018	246,000.00	3.25	251,963.67	BMW BANK OF NORTH AMERICA
Certificate of Deposit	CONNECTONE BANK	12/28/2018	3.200%	12/28/2021	20786ACM5	249,000.00	NA	12/12/2018	12/28/2018	249,000.00	3.20	254,822.25	CONNECTONE BANK
Certificate of Deposit	RAYMOND JAMES BANK	1/25/2019	2.950%	1/25/2022	75472RAA9	246,000.00	NA	1/23/2019	1/25/2019	246,000.00	2.95	250,221.26	RAYMOND JAMES BANK NA
Certificate of Deposit	DOLLAR BANK FSB	2/19/2019	2.700%	2/18/2022	25665QBC8	246,000.00	NA	2/6/2019	2/19/2019	246,000.00	2.70	248,632.37	DOLLAR BANK FSB
Certificate of Deposit	THIRD FED SAV&LN	2/22/2019	2.800%	2/22/2022	88413QCG1	246,000.00	NA	1/29/2019	2/22/2019	246,000.00	2.80	249,339.03	THIRD FED SAVINGS & LOAN
Certificate of Deposit	FNB OF MCGREGOR TX	2/20/2019	2.700%	2/22/2022	32112UCV1	249,000.00	NA	2/6/2019	2/20/2019	249,000.00	2.70	251,692.71	FNB OF MCGREGOR TX
Certificate of Deposit	SALLIE MAE BANK	3/20/2019	2.750%	3/21/2022	7954502A2	246,000.00	NA	3/18/2019	3/20/2019	246,000.00	2.75	249,111.60	SALLIE MAE BANK/SALT LKE
Certificate of Deposit	TIAA FSB	2/4/2019	2.900%	8/4/2022	87270LBR3	246,000.00	NA	1/23/2019	2/4/2019	246,000.00	2.90	250,808.83	TIAA FSB
Certificate of Deposit	ENERBANK USA	10/31/2018	3.300%	10/31/2022	29278TDT4	249,000.00	NA	10/26/2018	10/31/2018	249,000.00	3.30	257,793.99	ENERBANK USA
Certificate of Deposit	DISCOVER BANK	11/1/2018	3.300%	11/1/2022	254673WA0	245,000.00	NA	10/26/2018	11/1/2018	245,000.00	3.30	253,587.13	DISCOVER BANK
Certificate of Deposit	FIRST BANK FINANCIAL	2/6/2019	2.750%	11/7/2022	31911QFP5	249,000.00	NA	1/30/2019	2/6/2019	249,000.00	2.75	253,003.79	FIRST BANK FINANCIAL CEN
Certificate of Deposit	MORGAN STANLEY	11/8/2018	3.400%	11/8/2022	61760ARM3	245,000.00	NA	10/31/2018	11/8/2018	245,000.00	3.40	254,486.85	MORGAN STANLEY
Certificate of Deposit	COMENITY CAPITAL	10/30/2018	3.450%	10/30/2023	20033AM86	249,000.00	NA	10/26/2018	10/30/2018	249,000.00	3.45	261,833.64	COMENITY CAPITAL
Certificate of Deposit	GOLDMAN SACHS	10/31/2018	3.500%	10/31/2023	38148PY84	245,000.00	NA	10/26/2018	10/31/2018	245,000.00	3.50	258,109.64	GOLDMAN SACHS
Certificate of Deposit	UBS BANK USA	11/7/2018	3.500%	11/7/2023	90348JFQ8	249,000.00	NA	10/30/2018	11/7/2018	249,000.00	3.50	262,443.34	UBS BANK USA

City of Chula Vista
List of Investments as of March 31, 2019

Market Values as of: 3/31/2019

SecurityTypeDesc	Description	DatedDate	Coupon	Maturity	CUSIP	Par	S&P	TradeDate	Settlement		BNY Market		
									Date	Book Value	YTM	Value	Issuer
Certificate of Deposit	BARCLAYS BANK	11/7/2018	3.450%	11/7/2023	06740KMU8	245,000.00	NA	10/29/2018	11/7/2018	245,000.00	3.45	257,620.08	BARCLAYS BANK
Certificate of Deposit	MORGAN STANLEY	11/8/2018	3.550%	11/8/2023	61690UAZ3	245,000.00	NA	10/31/2018	11/8/2018	245,000.00	3.55	258,708.62	MORGAN STANLEY
Certificate of Deposit	CITIBANK NA	11/9/2018	3.450%	11/9/2023	17312QV55	245,000.00	NA	10/26/2018	11/9/2018	245,000.00	3.45	257,634.05	CITIBANK NA
Certificate of Deposit	WELLS FARGO BANK NA	11/9/2018	3.500%	11/9/2023	949763UY0	249,000.00	NA	10/26/2018	11/9/2018	249,000.00	3.50	262,458.44	WELLS FARGO BANK NA
Certificate of Deposit	COMMERCIAL BANK	11/15/2018	3.400%	11/15/2023	20143PDV9	249,000.00	NA	11/7/2018	11/15/2018	249,000.00	3.40	261,395.09	HARROGATE
Certificate of Deposit	BANK OF BARODA	11/30/2018	3.550%	11/30/2023	06062R7R7	245,000.00	NA	11/20/2018	11/30/2018	245,000.00	3.55	258,875.91	BANK OF BARODA
Certificate of Deposit	BAR HARBOR BANK & TRUST	12/31/2018	3.300%	12/29/2023	066851WH5	249,000.00	NA	12/19/2018	12/31/2018	249,000.00	3.30	260,564.36	TRUST
Certificate of Deposit	MEDALLION BK UT	2/11/2019	3.000%	2/12/2024	58404DDG3	249,000.00	NA	1/30/2019	2/11/2019	249,000.00	3.00	257,355.84	MEDALLION BANK UTAH
Certificate of Deposit	BANK HAPALIM	3/25/2019	2.900%	3/25/2024	06251AW48	246,000.00	NA	3/18/2019	3/25/2019	246,000.00	2.90	253,230.13	BANK HAPALIM BM NY
Certificate of Deposit	Sub Totals					17,668,000.00				17,665,880.00		17,884,703.23	
Commercial Paper	Sub Totals					0.00				0.00		0.00	
Corporate Note	BANK OF AMERICA CORP NOTE	4/1/2014	2.650%	4/1/2019	06051GFD6	1,500,000.00	A-	6/27/2018	6/27/2018	1,500,090.00	2.64	1,500,000.00	BANK OF AMERICA CO
Corporate Note	APPLE INC GLOBAL NOTES	5/6/2014	2.100%	5/6/2019	037833AQ3	1,500,000.00	AA+	6/26/2015	6/29/2015	1,511,475.00	1.89	1,499,265.00	APPLE INC
Corporate Note	ORACLE CORP	7/8/2009	5.000%	7/8/2019	68389XAG0	5,000,000.00	AA-	8/9/2018	8/13/2018	5,111,311.04	2.49	5,030,700.00	ORACLE CORP
Corporate Note	TOYOTA MOTOR CREDIT	7/18/2014	2.125%	7/18/2019	89236TBP9	3,000,000.00	AA-	8/10/2018	8/14/2018	2,990,535.53	2.47	2,995,770.00	TOYOTA MOTOR CORP
Corporate Note	PNC BANK	7/29/2016	1.450%	7/29/2019	69353REX2	5,000,000.00	A	8/10/2018	8/14/2018	4,948,949.92	2.53	4,979,550.00	PNC BANK NA
Corporate Note	AMERICAN EXPRESS CREDIT CORP NOTES	8/15/2014	2.250%	8/15/2019	0258M0DP1	1,000,000.00	A-	9/18/2015	9/21/2015	1,003,820.00	2.15	998,420.00	AMERICAN EXPRESS CO
Corporate Note	AMERICAN HONDA FINANCE GLOBAL NOTES	9/9/2014	2.250%	8/15/2019	02665WAH4	1,500,000.00	A	4/25/2017	4/28/2017	1,514,325.00	1.82	1,497,705.00	AMERICAN HONDA FINANCE
Corporate Note	GOLDMAN SACHS GROUP INC	12/13/2016	2.300%	12/13/2019	38145GAJ9	1,900,000.00	BBB+	7/25/2018	7/27/2018	1,881,969.00	3.01	1,893,730.00	INC
Corporate Note	JOHN DEERE CAPITAL CORP	6/7/2018	2.588%	1/7/2020	24422EU4	680,000.00	A	6/4/2018	6/7/2018	680,000.00	2.56	680,720.80	DEERE & COMPANY
Corporate Note	GENERAL ELECTRIC CAP CORP (CALLABLE)	1/9/2015	2.200%	1/9/2020	36962G7M0	1,500,000.00	BBB+	5/26/2016	6/1/2016	1,533,555.00	1.56	1,490,340.00	GENERAL ELECTRIC CO
Corporate Note	JPMORGAN CHASE & CO (CALLABLE)	1/23/2015	2.250%	1/23/2020	46625HKA7	1,000,000.00	A-	9/18/2015	9/21/2015	993,230.00	2.41	996,350.00	JP MORGAN CHASE & CO
Corporate Note	JPMORGAN CHASE & CO (CALLABLE)	1/23/2015	2.250%	1/23/2020	46625HKA7	1,500,000.00	A-	4/23/2015	4/27/2015	1,504,815.00	2.18	1,494,525.00	JP MORGAN CHASE & CO
Corporate Note	WELLS FARGO & CO CORP BONDS	2/2/2015	2.150%	1/30/2020	94974BGF1	1,500,000.00	A-	3/26/2015	3/27/2015	1,500,045.00	2.15	1,493,025.00	WELLS FARGO & COMPANY
Corporate Note	WELLS FARGO & CO CORP BONDS	2/2/2015	2.150%	1/30/2020	94974BGF1	1,000,000.00	A-	9/18/2015	9/21/2015	998,000.00	2.20	995,350.00	WELLS FARGO & COMPANY
Corporate Note	MICROSOFT CORP (CALLABLE) NOTE	2/12/2015	1.850%	2/12/2020	594918AY0	2,000,000.00	AAA	1/13/2017	1/17/2017	2,006,200.00	1.75	1,990,480.00	MICROSOFT CORP
Corporate Note	BOEING COMPANY CORP NOTES	7/28/2009	4.875%	2/15/2020	097023AZ8	1,500,000.00	A	2/22/2017	2/23/2017	1,634,145.00	1.78	1,527,435.00	BOEING COMPANY
Corporate Note	AMERICAN HONDA FINANCE CORP NOTES	3/13/2015	2.150%	3/13/2020	02665WAW5	1,500,000.00	A	3/26/2015	3/27/2015	1,506,045.00	2.06	1,492,980.00	AMERICAN HONDA FINANCE
Corporate Note	COMCAST CORP CORP NOTES AMERICAN EXP CREDIT CORP	8/19/2011	5.150%	4/30/2020	63946BAD2	1,500,000.00	A-	2/22/2017	2/23/2017	1,642,770.00	2.05	1,537,485.00	COMCAST CORP
Corporate Note	NT (CALLABLE) MORGAN STANLEY CORPORATE	5/26/2015	2.375%	5/26/2020	0258M0DT3	1,500,000.00	A-	6/26/2015	6/29/2015	1,485,135.00	2.59	1,495,140.00	AMERICAN EXPRESS CO
Corporate Note	NOTES WELLS FARGO & CO CORP	6/16/2015	2.800%	6/16/2020	61761JB32	1,200,000.00	BBB+	5/23/2018	5/25/2018	1,192,032.00	3.14	1,200,924.00	MORGAN STANLEY
Corporate Note	BONDS CREDIT SUISSE NEW YORK	7/22/2015	2.600%	7/22/2020	94974BGM6	1,000,000.00	A-	8/9/2018	8/13/2018	993,148.52	2.97	998,480.00	WELLS FARGO & COMPANY
Corporate Note	BNY MELLON CORP NOTE (CALLABLE)	8/5/2010	4.375%	8/5/2020	22546QAF4	2,000,000.00	A	12/12/2018	12/14/2018	2,031,320.00	3.38	2,041,900.00	CREDIT SUISSE NY
Corporate Note	THE BANK OF NEW YORK CORP	8/17/2015	2.600%	8/17/2020	06406HDD8	1,500,000.00	A	10/8/2015	10/9/2015	1,525,875.00	2.22	1,499,835.00	MELLON CORP
Corporate Note	HSBC BANK	8/24/2010	4.875%	8/24/2020	4042Q1AE7	4,000,000.00	A	10/22/2018	10/24/2018	4,099,520.00	3.46	4,109,160.00	HSBC BANK USA NA
Corporate Note	AMERICAN HONDA FINANCE PEPSICO INC CORP NOTES	9/24/2015	2.450%	9/24/2020	02665WAZ4	1,000,000.00	A	10/8/2015	10/9/2015	1,005,680.00	2.33	996,330.00	AMERICAN HONDA FINANCE
Corporate Note	(CALLABLE)	10/14/2015	2.150%	10/14/2020	713448DC9	2,000,000.00	A+	6/1/2016	6/6/2016	2,032,540.00	1.76	1,992,560.00	PEPSICO INC

City of Chula Vista
List of Investments as of March 31, 2019

Market Values as of: 3/31/2019

SecurityTypeDesc	Description	DatedDate	Coupon	Maturity	CUSIP	Par	S&P	TradeDate	Settlement		BNY Market		Issuer
									Date	Book Value	YTM	Value	
Corporate Note	CITIBANK NA	10/20/2017	2.125%	10/20/2020	17325FAJ7	1,500,000.00	A+	10/11/2018	10/15/2018	1,466,641.23	3.28	1,487,250.00	CITIBANK NA
Corporate Note	EXXON MOBIL MORGAN STANLEY CORP NOTES	3/3/2016	2.222%	3/1/2021	30231GAV4	3,000,000.00	AA+	8/13/2018	8/15/2018	2,957,898.26	2.80	2,986,380.00	EXXON MOBIL CORP
Corporate Note	DETROIT EDISON	4/21/2016	2.500%	4/21/2021	61746BEA0	450,000.00	BBB+	5/11/2016	5/16/2016	452,893.50	2.36	447,075.00	MORGAN STANLEY
Corporate Note	CITIBANK NA	7/23/2018	3.400%	7/23/2021	17325FAQ1	3,000,000.00	A+	10/15/2018	10/17/2018	2,999,040.00	3.41	3,039,090.00	CITIBANK NA
Corporate Note	SAN DIEGO G & E	8/18/2011	3.000%	8/15/2021	797440BN3	1,986,000.00	A	3/18/2019	3/20/2019	1,989,081.96	2.93	1,996,188.18	SAN DIEGO G & E
Corporate Note	NORTHERN TRUST CORP	8/22/2011	3.375%	8/23/2021	665859AM6	3,000,000.00	A+	10/15/2018	10/17/2018	3,012,390.00	3.22	3,055,830.00	NORTHERN TRST
Corporate Note	CATERPILLAR	9/7/2018	3.150%	9/7/2021	14913Q2N8	2,000,000.00	A	10/15/2018	10/17/2018	1,997,720.00	3.19	2,023,040.00	CATERPILLAR FINL
Corporate Note	TOYOTA MOTOR CREDIT	9/15/2011	3.400%	9/15/2021	89233P5F9	1,000,000.00	AA-	9/10/2018	9/12/2018	1,008,320.00	3.11	1,019,750.00	TOYOTA MOTOR CORP
Corporate Note	ORACLE CORP	7/7/2016	1.900%	9/15/2021	68389XBK0	1,000,000.00	AA-	9/10/2018	9/12/2018	967,460.00	3.04	983,560.00	ORACLE CORP
Corporate Note	JOHNSON & JOHNSON	3/3/2017	2.250%	3/3/2022	478160CD4	4,000,000.00	AAA	8/10/2018	8/14/2018	3,927,409.77	2.79	3,980,920.00	JOHNSON & JOHNSON
Corporate Note	AMERICAN EXP CREDIT CORP	3/3/2017	2.700%	3/3/2022	0258M0EG0	3,000,000.00	A-	8/10/2018	8/14/2018	2,950,375.28	3.20	3,003,000.00	AMERICAN EXPRESS CO
Corporate Note	US BANCORP NOTES	3/2/2012	3.000%	3/15/2022	91159HHC7	3,000,000.00	A+	8/10/2018	8/14/2018	2,983,027.74	3.17	3,030,000.00	US BANCORP
Corporate Note	GLAXOSMITHKLINE	5/9/2012	2.850%	5/8/2022	377373AD7	3,000,000.00	A+	3/12/2019	3/15/2019	3,003,447.00	2.81	3,012,090.00	GLAXOSMITHKLINE CAPITAL
Corporate Note	QUALCOMM INC	5/20/2015	3.000%	5/20/2022	747525AE3	2,595,000.00	A-	3/4/2019	3/6/2019	2,583,984.23	3.14	2,616,382.80	QUALCOMM INC
Corporate Note	UNITED HEALTH	7/23/2015	3.350%	7/15/2022	91324PCN0	3,000,000.00	A+	9/10/2018	9/13/2018	3,012,282.41	3.24	3,064,560.00	UNITED HEALTH
Corporate Note	COMCAST CORP CORP NOTES	7/2/2012	3.125%	7/15/2022	20030NBD2	3,759,000.00	A-	10/15/2018	10/17/2018	3,702,289.80	3.56	3,810,197.58	COMCAST CORP
Corporate Note	PNC BANK	7/28/2017	2.450%	7/28/2022	69353RFE3	4,000,000.00	A	10/15/2018	10/17/2018	3,848,511.48	3.53	3,984,600.00	PNC BANK NA
Corporate Note	PROCTOR & GAMBLE	8/11/2017	2.150%	8/11/2022	742718EU9	3,000,000.00	AA-	10/25/2018	10/29/2018	2,884,787.82	3.24	2,970,630.00	PROCTOR & GAMBLE CO UNITED PARCEL SERVICE INC
Corporate Note	UNITED PARCEL SERVICE	9/27/2012	2.450%	10/1/2022	911312AQ9	3,750,000.00	A+	10/25/2018	10/29/2018	3,624,712.50	3.37	3,737,550.00	COOPERATIVE RABOBANK NY
Corporate Note	COOPERATIVE RABOBANK NY	1/10/2018	2.750%	1/10/2023	21688AAL6	2,500,000.00	A+	3/25/2019	3/28/2019	2,485,700.00	2.91	2,478,475.00	NY
Corporate Note	Sub Totals					103,820,000.00				103,743,183.99		104,225,408.36	
Federal Agency Collateralized Mortgage Obligation	FANNIE MAE SERIES 2015-M13 ASQ2	10/1/2015	1.646%	9/1/2019	3136AQDQ0	59,966.53	AA+	10/7/2015	10/30/2015	60,567.03	1.08	59,756.91	FANNIE MAE
Federal Agency Collateralized Mortgage Obligation	Sub Totals					59,966.53				60,567.03		59,756.91	
Federal Agency Bond/Note	FHLMC	1/30/2012	2.000%	7/30/2019	3134G3JM3	4,000,000.00	AA+	8/10/2018	8/13/2018	3,985,050.36	2.39	3,993,960.00	FREDDIE MAC
Federal Agency Bond/Note	FNMA	7/28/2014	1.750%	9/12/2019	3135G0ZG1	1,200,000.00	AA+	9/27/2018	9/28/2018	1,190,316.00	2.61	1,196,148.00	FANNIE MAE
Federal Agency Bond/Note	RFCSP	7/15/1990	0.000%	7/15/2020	76116FAD9	5,262,000.00	NR	8/10/2018	8/13/2018	5,001,976.32	2.66	5,094,615.78	RFCSP STRIP OVERSEAS PRIVATE INV
Federal Agency Bond/Note	OPIC	12/10/2018	0.000%	7/23/2020	6903534X2	3,200,000.00	NA	1/23/2019	1/24/2019	3,229,696.00	2.78	3,233,920.00	CORP
Federal Agency Bond/Note	FNMA	8/1/2017	1.500%	7/30/2020	3135G0T60	5,000,000.00	AA+	8/10/2018	8/13/2018	4,900,687.63	2.54	4,942,250.00	FANNIE MAE
Federal Agency Bond/Note	FFCB	8/24/2018	2.680%	8/24/2020	3133EJXU8	3,082,000.00	AA+	9/20/2018	9/21/2018	3,074,348.57	2.81	3,095,375.88	FED FARM CREDIT
Federal Agency Bond/Note	FHLMC	11/15/2017	1.875%	11/17/2020	3137EAEK1	3,000,000.00	AA+	9/21/2018	9/24/2018	2,941,089.23	2.82	2,977,140.00	FREDDIE MAC
Federal Agency Bond/Note	FHLB	1/30/2019	2.875%	7/30/2021	3130AFRS8	3,000,000.00	AA+	1/22/2019	1/30/2019	3,000,000.00	2.88	3,000,990.00	FED HOME LN BANK
Federal Agency Bond/Note	FFCB	8/20/2018	2.840%	8/20/2021	3133EJXF1	3,000,000.00	AA+	10/26/2018	10/29/2018	2,985,148.22	3.02	3,000,090.00	FED FARM CREDIT
Federal Agency Bond/Note	FHLB	8/30/2018	2.875%	8/27/2021	3130AEUR9	3,000,000.00	AA+	10/26/2018	10/29/2018	2,987,564.99	3.03	3,004,320.00	FED HOME LN BANK
Federal Agency Bond/Note	FHLMC	9/17/2018	2.550%	9/17/2021	3134GSXE0	1,900,000.00	AA+	9/10/2018	9/17/2018	1,900,000.00	2.55	1,904,047.00	FREDDIE MAC
Federal Agency Bond/Note	FFCB	10/19/2018	3.000%	10/19/2021	3133EJK24	3,000,000.00	AA+	10/26/2018	10/29/2018	3,008,203.24	2.90	3,049,320.00	FED FARM CREDIT
Federal Agency Bond/Note	FAMCA	1/18/2019	2.950%	1/18/2022	31422BBJ8	3,350,000.00	NA	1/22/2019	1/23/2019	3,350,000.00	2.95	3,352,713.50	FARMER MAC
Federal Agency Bond/Note	FHLB	8/15/2013	3.125%	9/9/2022	313383WD9	3,000,000.00	AA+	10/26/2018	10/30/2018	3,018,561.00	2.95	3,082,320.00	FED HOME LN BANK
Federal Agency Bond/Note	FNMA	10/6/2017	2.000%	10/5/2022	3135G0T78	3,000,000.00	AA+	10/29/2018	10/30/2018	2,894,940.00	2.95	2,971,710.00	FANNIE MAE
Federal Agency Bond/Note	FHLMC	2/14/2019	3.000%	11/14/2022	3134GSX26	3,000,000.00	AA+	2/7/2019	2/14/2019	3,001,500.00	2.99	3,000,630.00	FREDDIE MAC
Federal Agency Bond/Note	FHLB	2/28/2019	3.125%	2/28/2024	3130AFUN5	3,000,000.00	AA+	2/7/2019	2/28/2019	3,002,700.00	3.11	3,002,580.00	FED HOME LN BANK
Federal Agency Bond/Note	Sub Totals					53,994,000.00				53,471,781.56		53,902,130.16	
U.S. Treasury Bond/Note	US TREASURY NOTES	6/2/2014	1.500%	5/31/2019	912828WL0	8,500,000.00	AA+	7/2/2015	7/6/2015	8,543,828.13	1.36	8,486,400.00	UNITED STATES TREASURY
U.S. Treasury Bond/Note	US TREASURY NOTES	7/15/2016	0.750%	7/15/2019	912828S43	3,000,000.00	AAA	8/10/2018	8/13/2018	2,955,556.62	2.39	2,984,880.00	UNITED STATES TREASURY
U.S. Treasury Bond/Note	US TREASURY NOTES	10/1/2012	1.000%	9/30/2019	912828TR1	2,065,000.00	AA+	4/23/2015	4/27/2015	2,039,348.83	1.29	2,049,925.50	UNITED STATES TREASURY
U.S. Treasury Bond/Note	US TREASURY NOTES	10/1/2012	1.000%	9/30/2019	912828TR1	3,050,000.00	AA+	5/1/2015	5/4/2015	3,001,867.19	1.37	3,027,735.00	UNITED STATES TREASURY
U.S. Treasury Bond/Note	US TREASURY NOTES	10/31/2014	1.500%	10/31/2019	912828F62	8,500,000.00	AA+	7/2/2015	7/6/2015	8,500,664.06	1.50	8,452,485.00	UNITED STATES TREASURY
U.S. Treasury Bond/Note	US TREASURY NOTES	10/31/2014	1.500%	10/31/2019	912828F62	1,500,000.00	AA+	6/26/2015	6/29/2015	1,493,496.09	1.60	1,491,615.00	UNITED STATES TREASURY

City of Chula Vista
List of Investments as of March 31, 2019

Market Values as of: 3/31/2019

SecurityTypeDesc	Description	DatedDate	Coupon	Maturity	CUSIP	Par	S&P	TradeDate	Settlement		BNY Market		
									Date	Book Value	YTM	Value	Issuer
U.S. Treasury Bond/Note	US TREASURY NOTES	11/30/2012	1.000%	11/30/2019	912828UB4	3,000,000.00	AA+	5/26/2015	5/28/2015	2,940,468.75	1.46	2,971,890.00	UNITED STATES TREASURY
U.S. Treasury Bond/Note	US TREASURY NOTES	12/1/2014	1.500%	11/30/2019	912828G61	3,000,000.00	AA+	11/29/2016	11/29/2016	3,009,257.81	1.39	2,981,250.00	UNITED STATES TREASURY
U.S. Treasury Bond/Note	US TREASURY NOTES	2/28/2013	1.250%	2/29/2020	912828UQ1	3,045,000.00	AA+	11/13/2015	11/13/2015	3,002,774.40	1.59	3,012,997.05	UNITED STATES TREASURY
U.S. Treasury Bond/Note	US TREASURY NOTES	2/28/2013	1.250%	2/29/2020	912828UQ1	1,200,000.00	AA+	10/23/2015	10/23/2015	1,196,156.25	1.33	1,187,388.00	UNITED STATES TREASURY
U.S. Treasury Bond/Note	US TREASURY NOTES	2/28/2013	1.250%	2/29/2020	912828UQ1	1,200,000.00	AA+	10/8/2015	10/13/2015	1,196,296.88	1.32	1,187,388.00	UNITED STATES TREASURY
U.S. Treasury Bond/Note	US TREASURY NOTES	7/17/2017	1.500%	7/15/2020	912828J8	5,000,000.00	AAA	8/10/2018	8/13/2018	4,901,757.81	2.55	4,944,350.00	UNITED STATES TREASURY
U.S. Treasury Bond/Note	US TREASURY NOTES	7/31/2013	2.000%	7/31/2020	912828VP2	4,000,000.00	AAA	8/10/2018	8/13/2018	3,957,968.76	2.55	3,980,640.00	UNITED STATES TREASURY
U.S. Treasury Bond/Note	US TREASURY NOTES	1/31/2016	1.375%	1/31/2021	912828N89	3,000,000.00	AA+	6/7/2016	6/10/2016	3,020,507.81	1.22	2,949,390.00	UNITED STATES TREASURY
U.S. Treasury Bond/Note	US TREASURY NOTES	3/31/2016	1.250%	3/31/2021	912828Q37	3,500,000.00	AA+	6/7/2016	6/10/2016	3,503,007.81	1.23	3,430,805.00	UNITED STATES TREASURY
U.S. Treasury Bond/Note	Sub Totals					53,560,000.00				53,262,957.20		53,139,138.55	
Municipal Bond	MT SAN ANTONIO CCD-B	8/1/2013	3.753%	8/1/2021	623040HF2	2,100,000.00	AA	11/30/2018	12/5/2018	2,141,664.00	2.97	2,161,278.00	MT SAN ANTONIO COMM COLLEGE DIST
Municipal Bond	ACALANES SD	5/30/2013	2.381%	8/1/2021	004284B38	2,700,000.00	AA	12/4/2018	12/6/2018	2,658,960.00	2.98	2,696,031.00	ALCALANES UNION HIGH SCHOOL DIST
Municipal Bond	CALIFORNIA BABS	12/1/2010	5.700%	11/1/2021	13063BJA1	3,870,000.00	AA-	11/30/2018	12/4/2018	4,131,225.00	3.25	4,192,835.40	STATE OF CALIFORNIA SOUTHERN CA PUBLIC
Municipal Bond	STHRN PUB PWR AUTH-B	3/26/2014	3.458%	7/1/2023	84247PHY0	3,960,000.00	AA	12/12/2018	12/14/2018	4,028,389.20	3.05	4,103,431.20	POWER AUTH
Municipal Bond	STATE OF CALIFORNIA	10/26/2017	2.250%	10/1/2023	13063DDG0	2,500,000.00	AA-	11/30/2018	12/5/2018	2,401,525.00	3.14	2,481,125.00	STATE OF CALIFORNIA
Municipal Bond	STATE OF CALIFORNIA	10/26/2017	2.250%	10/1/2023	13063DDG0	4,000,000.00	AA-	10/29/2018	10/31/2018	3,848,480.00	3.09	3,969,800.00	STATE OF CALIFORNIA
Municipal Bond	Sub Totals					19,130,000.00				19,210,243.20		19,604,500.60	
Supranational	IBRD	8/29/2017	1.625%	9/4/2020	459058GA5	3,000,000.00	AAA	9/20/2018	9/24/2018	2,930,550.00	2.86	2,967,630.00	INT BK RECON&DEVELOP
Supranational	IADB	9/14/2017	1.750%	9/14/2022	4581X0CZ9	5,000,000.00	AAA	8/10/2018	8/14/2018	4,794,949.30	2.82	4,904,800.00	INTERAMER DEV
Supranational						8,000,000.00				7,725,499.30		7,872,430.00	
Pooled Investments	Local Agency Investment Fund ¹					40,699,691.38				40,699,691.38		40,705,672.36	
Pooled Investments	SD County Investment Pool (MP)					44,315,334.29				44,315,334.29		44,315,334.29	
Pooled Investments	SD County Investment Pool ¹					10,554,500.27				10,554,500.27		10,516,926.25	
Pooled Investments	Sub Totals					95,569,525.94				95,569,525.94		95,537,932.90	
BNY Custodial Cash Account	Money Market Fund					110,557.58				110,557.58		110,557.58	
All Investments	Grand Total					355,631,760.85				354,539,738.48		356,055,405.73	

¹ The Market Value for LAIF and San Diego County Investment Pool are calculated using the Market Price/Fair Value Factor provided by those agencies.

City of Chula Vista
Activity for the Quarter Ended March 31, 2019

MATURITY

SecurityTypeDesc	Description	DatedDate	Coupon	Maturity	CUSIP	Par	S & P	TradeDate	SettlementDate	OriginalCost	YTM	Issuer
Jan-19												
Corporate Note	BANK OF NY MELLN	11/18/2013	2.100%	1/15/2019	06406HCP2	1,000,000.00	A	9/18/2015	9/21/2015	1,007,240.00	1.87	THE BANK OF NEW YORK MELLON CORP
U.S. Treasury Bond/Note	US TREASURY NOTES	1/15/2016	1.125%	1/15/2019	912828N63	3,000,000.00	AA+	12/27/2017	12/28/2017	2,978,789.06	1.81	UNITED STATES TREASURY
U.S. Treasury Bond/Note	US TREASURY NOTES	1/31/2012	1.250%	1/31/2019	912828SD3	1,000,000.00	AA+	2/19/2015	2/23/2015	994,023.44	1.41	UNITED STATES TREASURY
Feb-19												
Certificate of Deposit	BANK OF MONTREAL CHICAGO	2/9/2017	1.880%	2/7/2019	06427KRC3	3,000,000.00	A-1	2/8/2017	2/9/2017	3,000,000.00	1.90	BANK OF MONTREAL
Federal Agency Bond/Note	FFCB	9/13/2018	2.960%	2/8/2019	3133EJZD4	3,000,000.00	AA+	9/10/2018	9/13/2018	3,000,000.00	2.96	FED FARM CREDIT
Corporate Note	IBM CORP NOTE	2/12/2014	1.950%	2/12/2019	459200HT1	1,500,000.00	A	4/23/2015	4/27/2015	1,528,290.00	1.44	IBM CORP
Corporate Note	TOYOTA MOTOR CREDIT	2/19/2016	1.700%	2/19/2019	89236TCU7	1,530,000.00	AA-	2/16/2016	2/19/2016	1,529,816.40	1.70	TOYOTA MOTOR CORP
Mar-19												
Corporate Note	CISCO SYSTEMS INC	3/3/2014	2.125%	3/1/2019	17275RAR3	1,500,000.00	AA-	6/26/2015	6/29/2015	1,506,270.00	2.01	CISCO SYSTEMS INC
Federal Agency Bond/Note	FHLMC	6/14/2018	3.250%	3/14/2019	3134GSNL5	3,000,000.00	AA+	12/11/2018	12/14/2018	2,999,985.00	3.25	FREDDIE MAC
Federal Agency Bond/Note	FFCB	9/13/2018	3.100%	3/18/2019	3133EJZL6	2,216,000.00	AA+	11/30/2018	11/30/2018	2,212,676.00	3.14	FED FARM CREDIT
Federal Agency Bond/Note	FHLB	9/28/2018	3.420%	3/28/2019	3130AEYH7	2,500,000.00	AA+	9/20/2018	9/28/2018	2,500,000.00	3.42	FED HOME LN BANK
Total						23,246,000.00						

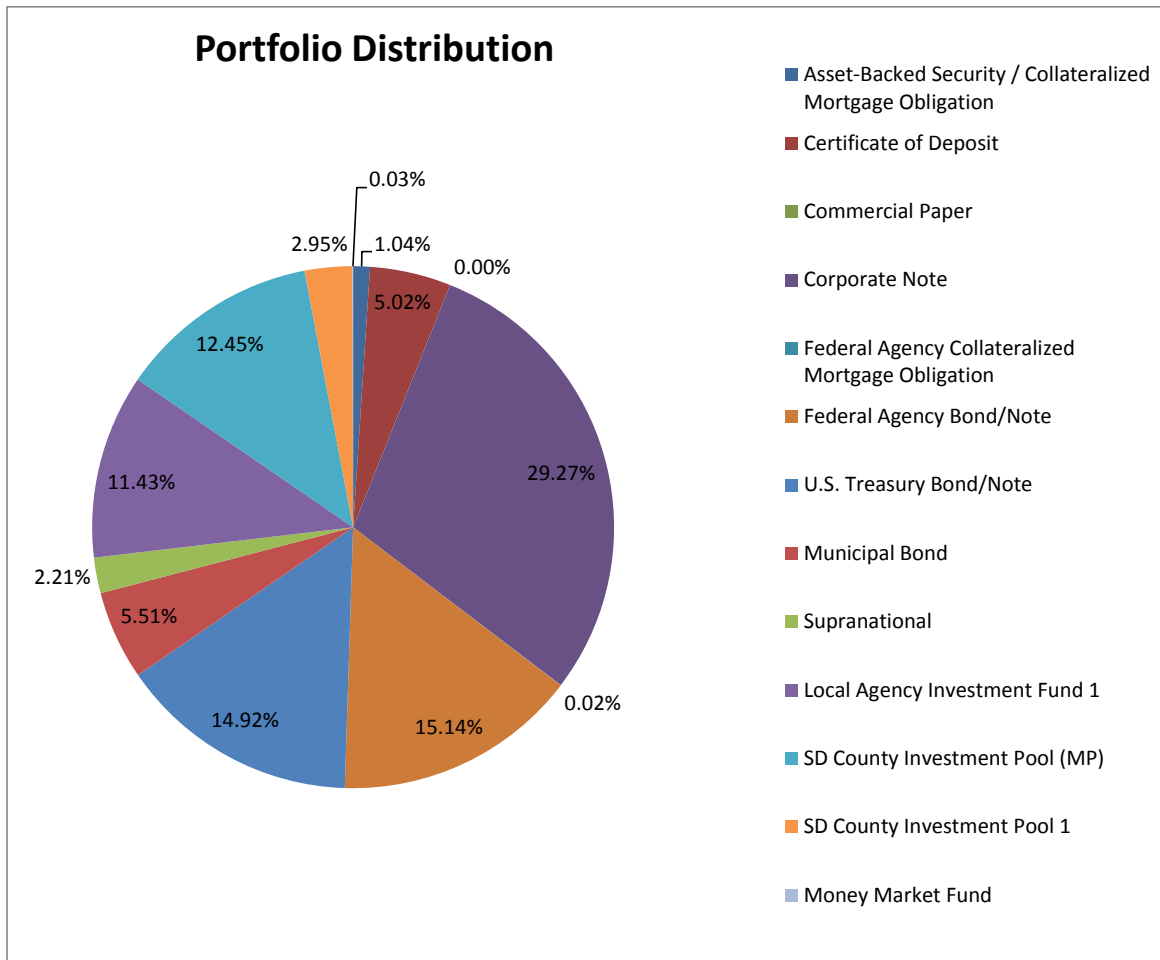
BUY

SecurityTypeDesc	Description	DatedDate	Coupon	Maturity	CUSIP	Par	S & P	TradeDate	SettlementDate	OriginalCost	YTM	Issuer
Jan-19												
Certificate of Deposit	THIRD FED SAV&LN	2/22/2019	2.800%	2/22/2022	88413QCG1	246,000.00	NA	1/29/2019	2/22/2019	246,000.00	2.80	THIRD FED SAVINGS & LOAN
Federal Agency Bond/Note	OPIC	12/10/2018	0.000%	7/23/2020	6903534X2	3,200,000.00	NA	1/23/2019	1/24/2019	3,229,696.00	2.78	OVERSEAS PRIVATE INV CORP
Certificate of Deposit	RAYMOND JAMES BANK	1/25/2019	2.950%	1/25/2022	75472RAA9	246,000.00	NA	1/23/2019	1/25/2019	246,000.00	2.95	RAYMOND JAMES BANK NA
Certificate of Deposit	TIAA FSB	2/4/2019	2.900%	8/4/2022	87270LBR3	246,000.00	NA	1/23/2019	2/4/2019	246,000.00	2.90	TIAA FSB
Federal Agency Bond/Note	FAMCA	1/18/2019	2.950%	1/18/2022	31422BBJ8	3,350,000.00	NA	1/22/2019	1/23/2019	3,350,000.00	2.95	FARMER MAC
Federal Agency Bond/Note	FHLB	1/30/2019	2.875%	7/30/2021	3130AFRS8	3,000,000.00	AA+	1/22/2019	1/30/2019	3,000,000.00	2.88	FED HOME LN BANK
Certificate of Deposit	FIRST BANK FINANCIAL	2/6/2019	2.750%	11/7/2022	31911QFP5	249,000.00	NA	1/30/2019	2/6/2019	249,000.00	2.75	FIRST BANK FINANCIAL CEN
Certificate of Deposit	MEDALLION BK UT	2/11/2019	3.000%	2/12/2024	58404DDG3	249,000.00	NA	1/30/2019	2/11/2019	249,000.00	3.00	MEDALLION BANK UTAH
Feb-19												
Certificate of Deposit	DOLLAR BANK FSB	2/19/2019	2.700%	2/18/2022	25665QBC8	246,000.00	NA	2/6/2019	2/19/2019	246,000.00	2.70	DOLLAR BANK FSB
Certificate of Deposit	FNB OF MCGREGOR TX	2/20/2019	2.700%	2/22/2022	32112UCV1	249,000.00	NA	2/6/2019	2/20/2019	249,000.00	2.70	FNB OF MCGREGOR TX
Federal Agency Bond/Note	FHLB	2/28/2019	3.125%	2/28/2024	3130AFUN5	3,000,000.00	AA+	2/7/2019	2/28/2019	3,002,700.00	3.11	FED HOME LN BANK
Federal Agency Bond/Note	FHLMC	2/14/2019	3.000%	11/14/2022	3134GSX26	3,000,000.00	AA+	2/7/2019	2/14/2019	3,001,500.00	2.99	FREDDIE MAC
Corporate Note	DETROIT EDISON	5/18/2011	3.900%	6/1/2021	250847EG1	3,000,000.00	A	2/12/2019	2/14/2019	3,058,680.00	2.91	DETROIT EDISON
Mar-19												
Corporate Note	QUALCOMM INC	5/20/2015	3.000%	5/20/2022	747525AE3	2,595,000.00	A-	3/4/2019	3/6/2019	2,583,984.23	3.14	QUALCOMM INC
Corporate Note	GLAXOSMITHKLINE	5/9/2012	2.850%	5/8/2022	377373AD7	3,000,000.00	A+	3/12/2019	3/15/2019	3,003,447.00	2.81	GLAXOSMITHKLINE CAPITAL
Certificate of Deposit	BANK HAPOALIM	3/25/2019	2.900%	3/25/2024	06251AW48	246,000.00	NA	3/18/2019	3/25/2019	246,000.00	2.90	BANK HAPOALIM BM NY
Certificate of Deposit	SALLIE MAE BANK	3/20/2019	2.750%	3/21/2022	7954502A2	246,000.00	NA	3/18/2019	3/20/2019	246,000.00	2.75	SALLIE MAE BANK/SALT LKE
Corporate Note	SAN DIEGO G & E	8/18/2011	3.000%	8/15/2021	797440BN3	1,986,000.00	A	3/18/2019	3/20/2019	1,989,081.96	2.93	SAN DIEGO G & E
Corporate Note	COOPERATIVE RABOBANK NY	1/10/2018	2.750%	1/10/2023	21688AAL6	2,500,000.00	A+	3/25/2019	3/28/2019	2,485,700.00	2.91	COOPERATIVE RABOBANK NY
Total						30,854,000.00						

City of Chula Vista
Portfolio by Investment Type

Date: 3/31/2019

Investment Type	Market Value	% Held	Allowable %	% Available	Max Term
Asset-Backed Security / Collateralized Mortgage Obligation	3,718,847.44	1.04%	20.00%	18.96%	5 Years
Certificate of Deposit	17,884,703.23	5.02%	30.00%	24.98%	5 Years
Commercial Paper	0.00	0.00%	25.00%	25.00%	270 Days
Corporate Note	104,225,408.36	29.27%	30.00%	0.73%	5 Years
Federal Agency Collateralized Mortgage Obligation	59,756.91	0.02%	100.00%	99.98%	N/A
Federal Agency Bond/Note	53,902,130.16	15.14%	100.00%	84.86%	N/A
U.S. Treasury Bond/Note	53,139,138.55	14.92%	100.00%	85.08%	N/A
Municipal Bond	19,604,500.60	5.51%	100.00%	94.49%	N/A
Supranational	7,872,430.00	2.21%	30.00%	27.79%	5 Years
Local Agency Investment Fund 1	40,705,672.36	11.43%	\$50,000,000	\$9,294,328	N/A
SD County Investment Pool (MP)	44,315,334.29	12.45%	100.00%	87.55%	N/A
SD County Investment Pool 1	10,516,926.25	2.95%	100.00%	97.05%	N/A
Money Market Fund	110,557.58	0.03%	20.00%	19.97%	60 Days
All Investments	356,055,405.73	100.00%			



City of Chula Vista

Date: 3/31/2019

Portfolio Maturity Distribution

Description	PAR	Maturity	Days to Maturity	0 - 182 Days	183 - 365 Days	366 - 730 Days	731 - 1095 Days	1096 - 1460 Days	1461 - 1825 Days
				Under 6 Months	6 - 12 Months	1 - 2 Years	2 - 3 Years	3 - 4 Years	4 - 5 Years
HONDA ABS 2016-1 A3	1,080.74	12/18/2019	262	\$ -	\$ 1,080.74	\$ -	\$ -	\$ -	\$ -
NISSAN ABS 2015-C A3	73,517.41	5/15/2020	411	\$ -	\$ -	\$ 73,517.41	\$ -	\$ -	\$ -
ALLY ABS 2016-3 A3	59,032.30	8/17/2020	505	\$ -	\$ -	\$ 59,032.30	\$ -	\$ -	\$ -
HAROT 2018-2 A2	1,389,941.32	12/18/2020	628	\$ -	\$ -	\$ 1,389,941.32	\$ -	\$ -	\$ -
HONDA ABS 2016-4 A3	561,139.03	12/18/2020	628	\$ -	\$ -	\$ 561,139.03	\$ -	\$ -	\$ -
JOHN DEERE ABS 2017-B A3	535,000.00	10/15/2021	929	\$ -	\$ -	\$ -	\$ 535,000.00	\$ -	\$ -
ALLYA 2018-3 A3	1,100,000.00	1/17/2023	1388	\$ -	\$ -	\$ -	\$ -	\$ 1,100,000.00	\$ -
Asset-Backed Security / Collateralized Mortgage Obligation				\$ -	\$ 1,080.74	\$ 2,083,630.06	\$ 535,000.00	\$ 1,100,000.00	\$ -
SUMITOMO MITSUI BANK NY CD	3,000,000.00	5/3/2019	33	\$ 3,000,000.00	\$ -	\$ -	\$ -	\$ -	\$ -
SKANDINAV ENSKILDA BANKEN NY CD	3,000,000.00	8/2/2019	124	\$ 3,000,000.00	\$ -	\$ -	\$ -	\$ -	\$ -
MUFG BANK LTD/NY CERT DEPOS	1,000,000.00	9/25/2019	178	\$ 1,000,000.00	\$ -	\$ -	\$ -	\$ -	\$ -
CREDIT SUISSE NEW YORK CERT DEPOS	1,500,000.00	2/7/2020	313	\$ -	\$ 1,500,000.00	\$ -	\$ -	\$ -	\$ -
BANK OF NOVA SCOTIA HOUSTON CD	2,500,000.00	6/5/2020	432	\$ -	\$ -	\$ 2,500,000.00	\$ -	\$ -	\$ -
FIRSTBANK PUERTO RICO	246,000.00	9/28/2020	547	\$ -	\$ -	\$ 246,000.00	\$ -	\$ -	\$ -
FIRST INTERNET BANK OF IND	249,000.00	12/28/2020	638	\$ -	\$ -	\$ 249,000.00	\$ -	\$ -	\$ -
ALLY BANK	246,000.00	11/15/2021	960	\$ -	\$ -	\$ -	\$ 246,000.00	\$ -	\$ -
BMW BANK OF NA	246,000.00	12/14/2021	989	\$ -	\$ -	\$ -	\$ 246,000.00	\$ -	\$ -
CONNECTONE BANK	249,000.00	12/28/2021	1003	\$ -	\$ -	\$ -	\$ 249,000.00	\$ -	\$ -
RAYMOND JAMES BANK	246,000.00	1/25/2022	1031	\$ -	\$ -	\$ -	\$ 246,000.00	\$ -	\$ -
DOLLAR BANK FSB	246,000.00	2/18/2022	1055	\$ -	\$ -	\$ -	\$ 246,000.00	\$ -	\$ -
THIRD FED SAV&LN	246,000.00	2/22/2022	1059	\$ -	\$ -	\$ -	\$ 246,000.00	\$ -	\$ -
FNB OF MCGREGOR TX	249,000.00	2/22/2022	1059	\$ -	\$ -	\$ -	\$ 249,000.00	\$ -	\$ -
SALLIE MAE BANK	246,000.00	3/21/2022	1086	\$ -	\$ -	\$ -	\$ 246,000.00	\$ -	\$ -
TIAA FSB	246,000.00	8/4/2022	1222	\$ -	\$ -	\$ -	\$ -	\$ 246,000.00	\$ -
ENERBANK USA	249,000.00	10/31/2022	1310	\$ -	\$ -	\$ -	\$ -	\$ 249,000.00	\$ -
DISCOVER BANK	245,000.00	11/1/2022	1311	\$ -	\$ -	\$ -	\$ -	\$ 245,000.00	\$ -
FIRST BANK FINANCIAL	249,000.00	11/7/2022	1317	\$ -	\$ -	\$ -	\$ -	\$ 249,000.00	\$ -
MORGAN STANLEY	245,000.00	11/8/2022	1318	\$ -	\$ -	\$ -	\$ -	\$ 245,000.00	\$ -
COMENITY CAPITAL	249,000.00	10/30/2023	1674	\$ -	\$ -	\$ -	\$ -	\$ -	\$ 249,000.00
GOLDMAN SACHS	245,000.00	10/31/2023	1675	\$ -	\$ -	\$ -	\$ -	\$ -	\$ 245,000.00
UBS BANK USA	249,000.00	11/7/2023	1682	\$ -	\$ -	\$ -	\$ -	\$ -	\$ 249,000.00
BARCLAYS BANK	245,000.00	11/7/2023	1682	\$ -	\$ -	\$ -	\$ -	\$ -	\$ 245,000.00
MORGAN STANLEY	245,000.00	11/8/2023	1683	\$ -	\$ -	\$ -	\$ -	\$ -	\$ 245,000.00
CITIBANK NA	245,000.00	11/9/2023	1684	\$ -	\$ -	\$ -	\$ -	\$ -	\$ 245,000.00
WELLS FARGO BANK NA	249,000.00	11/9/2023	1684	\$ -	\$ -	\$ -	\$ -	\$ -	\$ 249,000.00
COMMERCIAL BANK	249,000.00	11/15/2023	1690	\$ -	\$ -	\$ -	\$ -	\$ -	\$ 249,000.00
BANK OF BARODA	245,000.00	11/30/2023	1705	\$ -	\$ -	\$ -	\$ -	\$ -	\$ 245,000.00
BAR HARBOR BANK & TRUST	249,000.00	12/29/2023	1734	\$ -	\$ -	\$ -	\$ -	\$ -	\$ 249,000.00
MEDALLION BK UT	249,000.00	2/12/2024	1779	\$ -	\$ -	\$ -	\$ -	\$ -	\$ 249,000.00
BANK HAPOALIM	246,000.00	3/25/2024	1821	\$ -	\$ -	\$ -	\$ -	\$ -	\$ 246,000.00
Certificate of Deposit				\$ 7,000,000.00	\$ 1,500,000.00	\$ 2,995,000.00	\$ 1,974,000.00	\$ 1,234,000.00	\$ 2,965,000.00
Commercial Paper				\$ -	\$ -	\$ -	\$ -	\$ -	\$ -
BANK OF AMERICA CORP NOTE	1,500,000.00	4/1/2019	1	\$ 1,500,000.00	\$ -	\$ -	\$ -	\$ -	\$ -
APPLE INC GLOBAL NOTES	1,500,000.00	5/6/2019	36	\$ 1,500,000.00	\$ -	\$ -	\$ -	\$ -	\$ -
ORACLE CORP	5,000,000.00	7/8/2019	99	\$ 5,000,000.00	\$ -	\$ -	\$ -	\$ -	\$ -
TOYOTA MOTOR CREDIT	3,000,000.00	7/18/2019	109	\$ 3,000,000.00	\$ -	\$ -	\$ -	\$ -	\$ -
PNC BANK	5,000,000.00	7/29/2019	120	\$ 5,000,000.00	\$ -	\$ -	\$ -	\$ -	\$ -
AMERICAN EXPRESS CREDIT CORP NOTES	1,000,000.00	8/15/2019	137	\$ 1,000,000.00	\$ -	\$ -	\$ -	\$ -	\$ -
AMERICAN HONDA FINANCE GLOBAL NOTES	1,500,000.00	8/15/2019	137	\$ 1,500,000.00	\$ -	\$ -	\$ -	\$ -	\$ -
GOLDMAN SACHS GROUP INC	1,900,000.00	12/13/2019	257	\$ -	\$ 1,900,000.00	\$ -	\$ -	\$ -	\$ -
JOHN DEERE CAPITAL CORP	680,000.00	1/7/2020	282	\$ -	\$ 680,000.00	\$ -	\$ -	\$ -	\$ -
GENERAL ELECTRIC CAP CORP (CALLABLE)	1,500,000.00	1/9/2020	284	\$ -	\$ 1,500,000.00	\$ -	\$ -	\$ -	\$ -
JPMORGAN CHASE & CO (CALLABLE)	1,000,000.00	1/23/2020	298	\$ -	\$ 1,000,000.00	\$ -	\$ -	\$ -	\$ -
JPMORGAN CHASE & CO (CALLABLE)	1,500,000.00	1/23/2020	298	\$ -	\$ 1,500,000.00	\$ -	\$ -	\$ -	\$ -
WELLS FARGO & CO CORP BONDS	1,500,000.00	1/30/2020	305	\$ -	\$ 1,500,000.00	\$ -	\$ -	\$ -	\$ -
WELLS FARGO & CO CORP BONDS	1,000,000.00	1/30/2020	305	\$ -	\$ 1,000,000.00	\$ -	\$ -	\$ -	\$ -

City of Chula Vista

Date: 3/31/2019

Portfolio Maturity Distribution

Description	PAR	Maturity	Days to Maturity	0 - 182 Days	183 - 365 Days	366 - 730 Days	731 - 1095 Days	1096 - 1460 Days	1461 - 1825 Days
				Under 6 Months	6 - 12 Months	1 - 2 Years	2 - 3 Years	3 - 4 Years	4 - 5 Years
MICROSOFT CORP (CALLABLE) NOTE	2,000,000.00	2/12/2020	318	\$ -	\$ 2,000,000.00	\$ -	\$ -	\$ -	\$ -
BOEING COMPANY CORP NOTES	1,500,000.00	2/15/2020	321	\$ -	\$ 1,500,000.00	\$ -	\$ -	\$ -	\$ -
AMERICAN HONDA FINANCE CORP NOTES	1,500,000.00	3/13/2020	348	\$ -	\$ 1,500,000.00	\$ -	\$ -	\$ -	\$ -
COMCAST CORP CORP NOTES	1,500,000.00	4/30/2020	396	\$ -	\$ -	\$ 1,500,000.00	\$ -	\$ -	\$ -
AMERICAN EXP CREDIT CORP NT (CALLABLE)	1,500,000.00	5/26/2020	422	\$ -	\$ -	\$ 1,500,000.00	\$ -	\$ -	\$ -
MORGAN STANLEY CORPORATE NOTES	1,200,000.00	6/16/2020	443	\$ -	\$ -	\$ 1,200,000.00	\$ -	\$ -	\$ -
WELLS FARGO & CO CORP BONDS	1,000,000.00	7/22/2020	479	\$ -	\$ -	\$ 1,000,000.00	\$ -	\$ -	\$ -
CREDIT SUISSE NEW YORK	2,000,000.00	8/5/2020	493	\$ -	\$ -	\$ 2,000,000.00	\$ -	\$ -	\$ -
BNY MELLON CORP NOTE (CALLABLE)	1,500,000.00	8/17/2020	505	\$ -	\$ -	\$ 1,500,000.00	\$ -	\$ -	\$ -
HSBC BANK	4,000,000.00	8/24/2020	512	\$ -	\$ -	\$ 4,000,000.00	\$ -	\$ -	\$ -
AMERICAN HONDA FINANCE CB	1,000,000.00	9/24/2020	543	\$ -	\$ -	\$ 1,000,000.00	\$ -	\$ -	\$ -
PEPSICO INC CORP NOTES (CALLABLE)	2,000,000.00	10/14/2020	563	\$ -	\$ -	\$ 2,000,000.00	\$ -	\$ -	\$ -
CITIBANK NA	1,500,000.00	10/20/2020	569	\$ -	\$ -	\$ 1,500,000.00	\$ -	\$ -	\$ -
EXXON MOBIL	3,000,000.00	3/1/2021	701	\$ -	\$ -	\$ 3,000,000.00	\$ -	\$ -	\$ -
MORGAN STANLEY CORP NOTES	450,000.00	4/21/2021	752	\$ -	\$ -	\$ -	\$ 450,000.00	\$ -	\$ -
DETROIT EDISON	3,000,000.00	6/1/2021	793	\$ -	\$ -	\$ -	\$ 3,000,000.00	\$ -	\$ -
CITIBANK NA	3,000,000.00	7/23/2021	845	\$ -	\$ -	\$ -	\$ 3,000,000.00	\$ -	\$ -
SAN DIEGO G & E	1,986,000.00	8/15/2021	868	\$ -	\$ -	\$ -	\$ 1,986,000.00	\$ -	\$ -
NORTHERN TRUST CORP	3,000,000.00	8/23/2021	876	\$ -	\$ -	\$ -	\$ 3,000,000.00	\$ -	\$ -
CATERPILLAR	2,000,000.00	9/7/2021	891	\$ -	\$ -	\$ -	\$ 2,000,000.00	\$ -	\$ -
TOYOTA MOTOR CREDIT	1,000,000.00	9/15/2021	899	\$ -	\$ -	\$ -	\$ 1,000,000.00	\$ -	\$ -
ORACLE CORP	1,000,000.00	9/15/2021	899	\$ -	\$ -	\$ -	\$ 1,000,000.00	\$ -	\$ -
JOHNSON & JOHNSON	4,000,000.00	3/3/2022	1068	\$ -	\$ -	\$ -	\$ 4,000,000.00	\$ -	\$ -
AMERICAN EXP CREDIT CORP NT	3,000,000.00	3/3/2022	1068	\$ -	\$ -	\$ -	\$ 3,000,000.00	\$ -	\$ -
US BANCORP NOTES	3,000,000.00	3/15/2022	1080	\$ -	\$ -	\$ -	\$ 3,000,000.00	\$ -	\$ -
GLAXOSMITHKLINE	3,000,000.00	5/8/2022	1134	\$ -	\$ -	\$ -	\$ -	\$ 3,000,000.00	\$ -
QUALCOMM INC	2,595,000.00	5/20/2022	1146	\$ -	\$ -	\$ -	\$ -	\$ 2,595,000.00	\$ -
UNITED HEALTH	3,000,000.00	7/15/2022	1202	\$ -	\$ -	\$ -	\$ -	\$ 3,000,000.00	\$ -
COMCAST CORP CORP NOTES	3,759,000.00	7/15/2022	1202	\$ -	\$ -	\$ -	\$ -	\$ 3,759,000.00	\$ -
PNC BANK	4,000,000.00	7/28/2022	1215	\$ -	\$ -	\$ -	\$ -	\$ 4,000,000.00	\$ -
PROCTOR & GAMBLE	3,000,000.00	8/11/2022	1229	\$ -	\$ -	\$ -	\$ -	\$ 3,000,000.00	\$ -
UNITED PARCEL SERVICE	3,750,000.00	10/1/2022	1280	\$ -	\$ -	\$ -	\$ -	\$ 3,750,000.00	\$ -
COOPERATIVE RABOBANK NY	2,500,000.00	1/10/2023	1381	\$ -	\$ -	\$ -	\$ -	\$ 2,500,000.00	\$ -
Corporate Note				\$ 18,500,000.00	\$ 14,080,000.00	\$ 20,200,000.00	\$ 25,436,000.00	\$ 25,604,000.00	\$ -
FANNIE MAE SERIES 2015-M13 ASQ2	59,966.53	9/1/2019	154	\$ 59,966.53	\$ -	\$ -	\$ -	\$ -	\$ -
Federal Agency Collateralized Mortgage Obligation				\$ 59,966.53	\$ -	\$ -	\$ -	\$ -	\$ -
FHLMC	4,000,000.00	7/30/2019	121	\$ 4,000,000.00	\$ -	\$ -	\$ -	\$ -	\$ -
FNMA	1,200,000.00	9/12/2019	165	\$ 1,200,000.00	\$ -	\$ -	\$ -	\$ -	\$ -
RFCSF	5,262,000.00	7/15/2020	472	\$ -	\$ -	\$ 5,262,000.00	\$ -	\$ -	\$ -
OPIC	3,200,000.00	7/23/2020	480	\$ -	\$ -	\$ 3,200,000.00	\$ -	\$ -	\$ -
FNMA	5,000,000.00	7/30/2020	487	\$ -	\$ -	\$ 5,000,000.00	\$ -	\$ -	\$ -
FFCB	3,082,000.00	8/24/2020	512	\$ -	\$ -	\$ 3,082,000.00	\$ -	\$ -	\$ -
FHLMC	3,000,000.00	11/17/2020	597	\$ -	\$ -	\$ 3,000,000.00	\$ -	\$ -	\$ -
FHLB	3,000,000.00	7/30/2021	852	\$ -	\$ -	\$ -	\$ 3,000,000.00	\$ -	\$ -
FFCB	3,000,000.00	8/20/2021	873	\$ -	\$ -	\$ -	\$ 3,000,000.00	\$ -	\$ -
FHLB	3,000,000.00	8/27/2021	880	\$ -	\$ -	\$ -	\$ 3,000,000.00	\$ -	\$ -
FHLMC	1,900,000.00	9/17/2021	901	\$ -	\$ -	\$ -	\$ 1,900,000.00	\$ -	\$ -
FFCB	3,000,000.00	10/19/2021	933	\$ -	\$ -	\$ -	\$ 3,000,000.00	\$ -	\$ -
FAMCA	3,350,000.00	1/18/2022	1024	\$ -	\$ -	\$ -	\$ 3,350,000.00	\$ -	\$ -
FHLB	3,000,000.00	9/9/2022	1258	\$ -	\$ -	\$ -	\$ -	\$ 3,000,000.00	\$ -
FNMA	3,000,000.00	10/5/2022	1284	\$ -	\$ -	\$ -	\$ -	\$ 3,000,000.00	\$ -
FHLMC	3,000,000.00	11/14/2022	1324	\$ -	\$ -	\$ -	\$ -	\$ 3,000,000.00	\$ -
FHLB	3,000,000.00	2/28/2024	1795	\$ -	\$ -	\$ -	\$ -	\$ -	\$ 3,000,000.00
Federal Agency Bond/Note				\$ 5,200,000.00	\$ -	\$ 19,544,000.00	\$ 17,250,000.00	\$ 9,000,000.00	\$ 3,000,000.00
US TREASURY NOTES	8,500,000.00	5/31/2019	61	\$ 8,500,000.00	\$ -	\$ -	\$ -	\$ -	\$ -
US TREASURY NOTES	3,000,000.00	7/15/2019	106	\$ 3,000,000.00	\$ -	\$ -	\$ -	\$ -	\$ -

City of Chula Vista

Date: 3/31/2019

Portfolio Maturity Distribution

Description	PAR	Maturity	Days to Maturity	0 - 182 Days		183 - 365 Days		366 - 730 Days		731 - 1095 Days		1096 - 1460 Days		1461 - 1825 Days	
				Under 6 Months	6 - 12 Months	1 - 2 Years	2 - 3 Years	3 - 4 Years	4 - 5 Years						
US TREASURY NOTES	2,065,000.00	9/30/2019	183	\$ -	\$ 2,065,000.00	\$ -	\$ -	\$ -	\$ -	\$ -	\$ -	\$ -	\$ -	\$ -	\$ -
US TREASURY NOTES	3,050,000.00	9/30/2019	183	\$ -	\$ 3,050,000.00	\$ -	\$ -	\$ -	\$ -	\$ -	\$ -	\$ -	\$ -	\$ -	\$ -
US TREASURY NOTES	8,500,000.00	10/31/2019	214	\$ -	\$ 8,500,000.00	\$ -	\$ -	\$ -	\$ -	\$ -	\$ -	\$ -	\$ -	\$ -	\$ -
US TREASURY NOTES	1,500,000.00	10/31/2019	214	\$ -	\$ 1,500,000.00	\$ -	\$ -	\$ -	\$ -	\$ -	\$ -	\$ -	\$ -	\$ -	\$ -
US TREASURY NOTES	3,000,000.00	11/30/2019	244	\$ -	\$ 3,000,000.00	\$ -	\$ -	\$ -	\$ -	\$ -	\$ -	\$ -	\$ -	\$ -	\$ -
US TREASURY NOTES	3,000,000.00	11/30/2019	244	\$ -	\$ 3,000,000.00	\$ -	\$ -	\$ -	\$ -	\$ -	\$ -	\$ -	\$ -	\$ -	\$ -
US TREASURY NOTES	3,045,000.00	2/29/2020	335	\$ -	\$ 3,045,000.00	\$ -	\$ -	\$ -	\$ -	\$ -	\$ -	\$ -	\$ -	\$ -	\$ -
US TREASURY NOTES	1,200,000.00	2/29/2020	335	\$ -	\$ 1,200,000.00	\$ -	\$ -	\$ -	\$ -	\$ -	\$ -	\$ -	\$ -	\$ -	\$ -
US TREASURY NOTES	1,200,000.00	2/29/2020	335	\$ -	\$ 1,200,000.00	\$ -	\$ -	\$ -	\$ -	\$ -	\$ -	\$ -	\$ -	\$ -	\$ -
US TREASURY NOTES	5,000,000.00	7/15/2020	472	\$ -	\$ -	\$ 5,000,000.00	\$ -	\$ -	\$ -	\$ -	\$ -	\$ -	\$ -	\$ -	\$ -
US TREASURY NOTES	4,000,000.00	7/31/2020	488	\$ -	\$ -	\$ 4,000,000.00	\$ -	\$ -	\$ -	\$ -	\$ -	\$ -	\$ -	\$ -	\$ -
US TREASURY NOTES	3,000,000.00	1/31/2021	672	\$ -	\$ -	\$ 3,000,000.00	\$ -	\$ -	\$ -	\$ -	\$ -	\$ -	\$ -	\$ -	\$ -
US TREASURY NOTES	3,500,000.00	3/31/2021	731	\$ -	\$ -	\$ -	\$ -	\$ 3,500,000.00	\$ -	\$ -	\$ -	\$ -	\$ -	\$ -	\$ -
U.S. Treasury Bond/Note				\$ 11,500,000.00	\$ 26,560,000.00	\$ 12,000,000.00	\$ 3,500,000.00	\$ -	\$ -	\$ -	\$ -	\$ -	\$ -	\$ -	\$ -
MT SAN ANTONIO CCD-B	2,100,000.00	8/1/2021	854	\$ -	\$ -	\$ -	\$ 2,100,000.00	\$ -	\$ -	\$ -	\$ -	\$ -	\$ -	\$ -	\$ -
ACALANES SD	2,700,000.00	8/1/2021	854	\$ -	\$ -	\$ -	\$ 2,700,000.00	\$ -	\$ -	\$ -	\$ -	\$ -	\$ -	\$ -	\$ -
CALIFORNIA BABS	3,870,000.00	11/1/2021	946	\$ -	\$ -	\$ -	\$ 3,870,000.00	\$ -	\$ -	\$ -	\$ -	\$ -	\$ -	\$ -	\$ -
STHRN PUB PWR AUTH-B	3,960,000.00	7/1/2023	1553	\$ -	\$ -	\$ -	\$ -	\$ -	\$ -	\$ -	\$ -	\$ -	\$ -	\$ 3,960,000.00	\$ -
STATE OF CALIFORNIA	2,500,000.00	10/1/2023	1645	\$ -	\$ -	\$ -	\$ -	\$ -	\$ -	\$ -	\$ -	\$ -	\$ -	\$ 2,500,000.00	\$ -
STATE OF CALIFORNIA	4,000,000.00	10/1/2023	1645	\$ -	\$ -	\$ -	\$ -	\$ -	\$ -	\$ -	\$ -	\$ -	\$ -	\$ 4,000,000.00	\$ -
Municipal Bond				\$ -	\$ -	\$ -	\$ -	\$ 8,670,000.00	\$ -	\$ -	\$ -	\$ -	\$ -	\$ 10,460,000.00	\$ -
IBRD	3,000,000.00	9/4/2020	523	\$ -	\$ -	\$ 3,000,000.00	\$ -	\$ -	\$ -	\$ -	\$ -	\$ -	\$ -	\$ -	\$ -
IADB	5,000,000.00	9/14/2022	1263	\$ -	\$ -	\$ -	\$ -	\$ -	\$ 5,000,000.00	\$ -	\$ -	\$ -	\$ -	\$ -	\$ -
Supranational				\$ -	\$ -	\$ 3,000,000.00	\$ -	\$ -	\$ 5,000,000.00	\$ -	\$ -	\$ -	\$ -	\$ -	\$ -
Total				\$ 42,259,966.53	\$ 42,141,080.74	\$ 59,822,630.06	\$ 57,365,000.00	\$ 41,938,000.00	\$ 16,425,000.00	\$ -	\$ -	\$ -	\$ -	\$ -	\$ -

Note: Excludes Pooled Investments and Money Market Fund

Grand Total \$ 259,951,677.33