



# COVID-19 Update

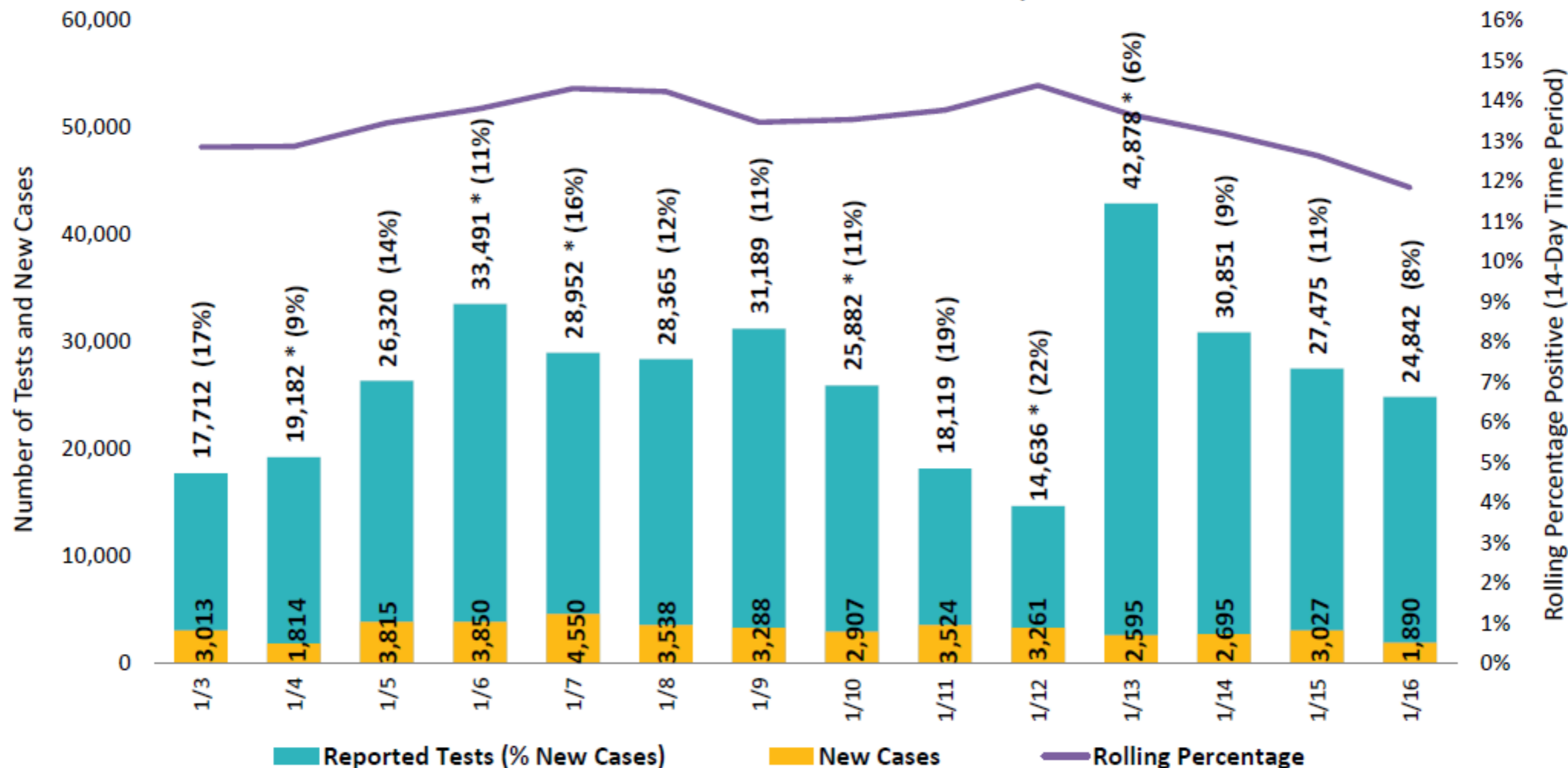
## 312 Days Since EOC Activation

January 19, 2021

# COVID-19 Percentage Positive



## Percentage of Positive COVID-19 Cases Among Tests by Date Reported Total Number of Cases = 211,787

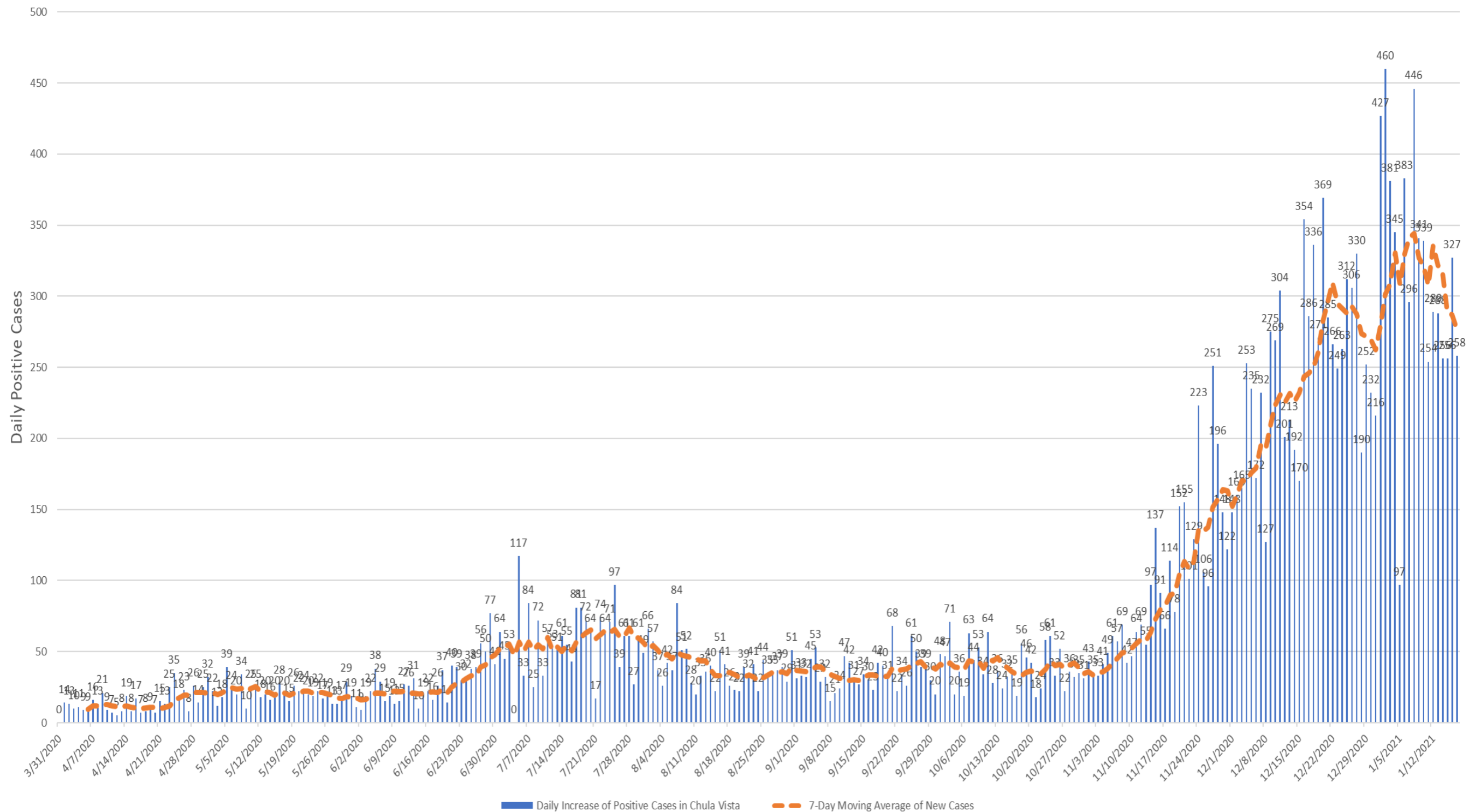


Data are preliminary and subject to change; numerator: cases among San Diego County residents; denominator: all tests, including San Diego County residents and non-residents; \*received batch of prior tests; rolling average percentage for 14-day time period; total number of tests = 3,165,263; 1/16/2021 rolling average = 11.8 %. Prepared by County of San Diego, Emergency Operations Center, 1/17/2021



# Daily New Cases in Chula Vista

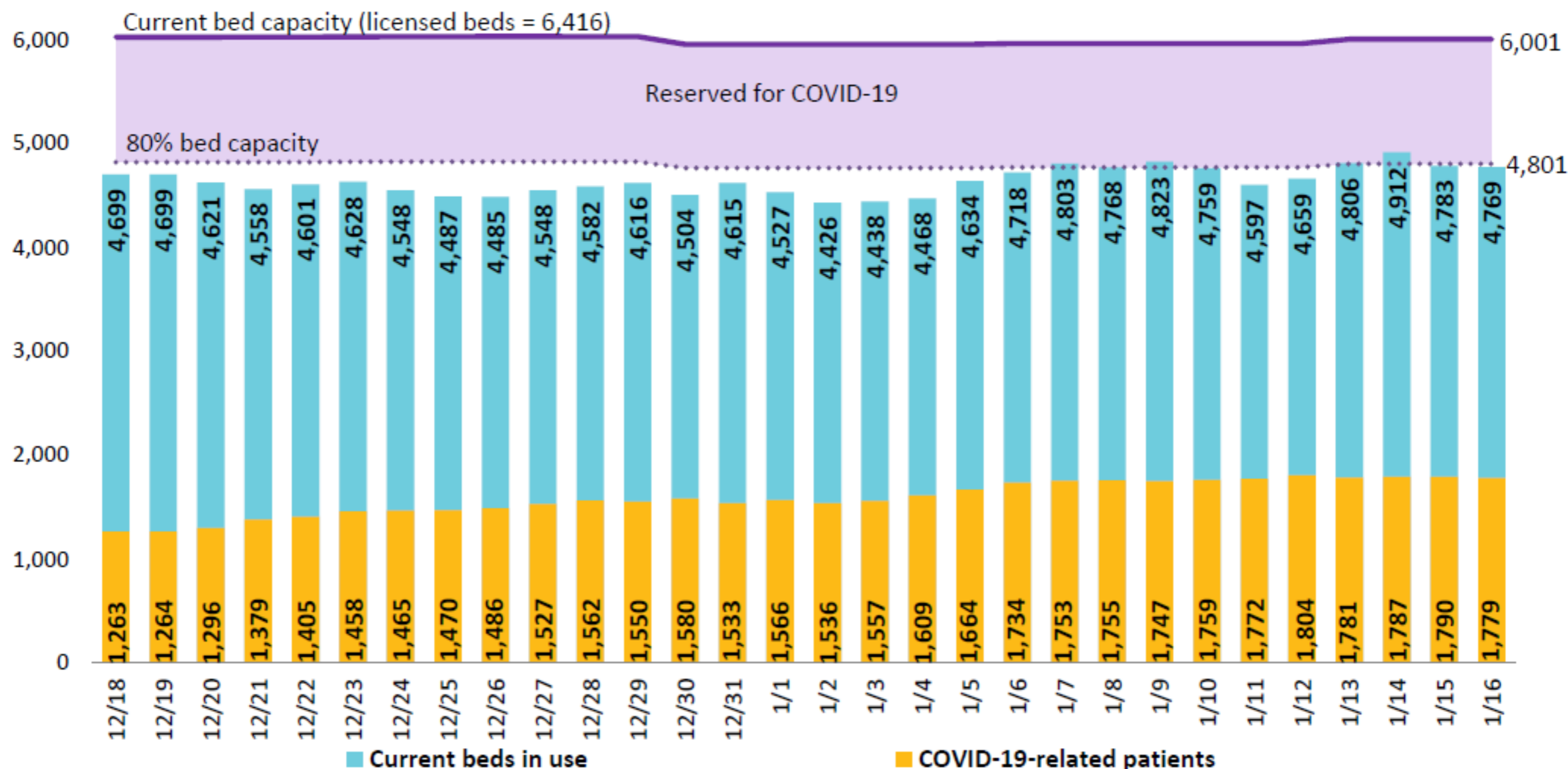
Daily Number of New Cases in Chula Vista / 7-Day Average of New Cases in Chula Vista



# COVID-19 Daily Hospital Bed Census



## COVID-19 Daily Hospital Census, San Diego County Includes Cases and Suspect COVID-19 Patients

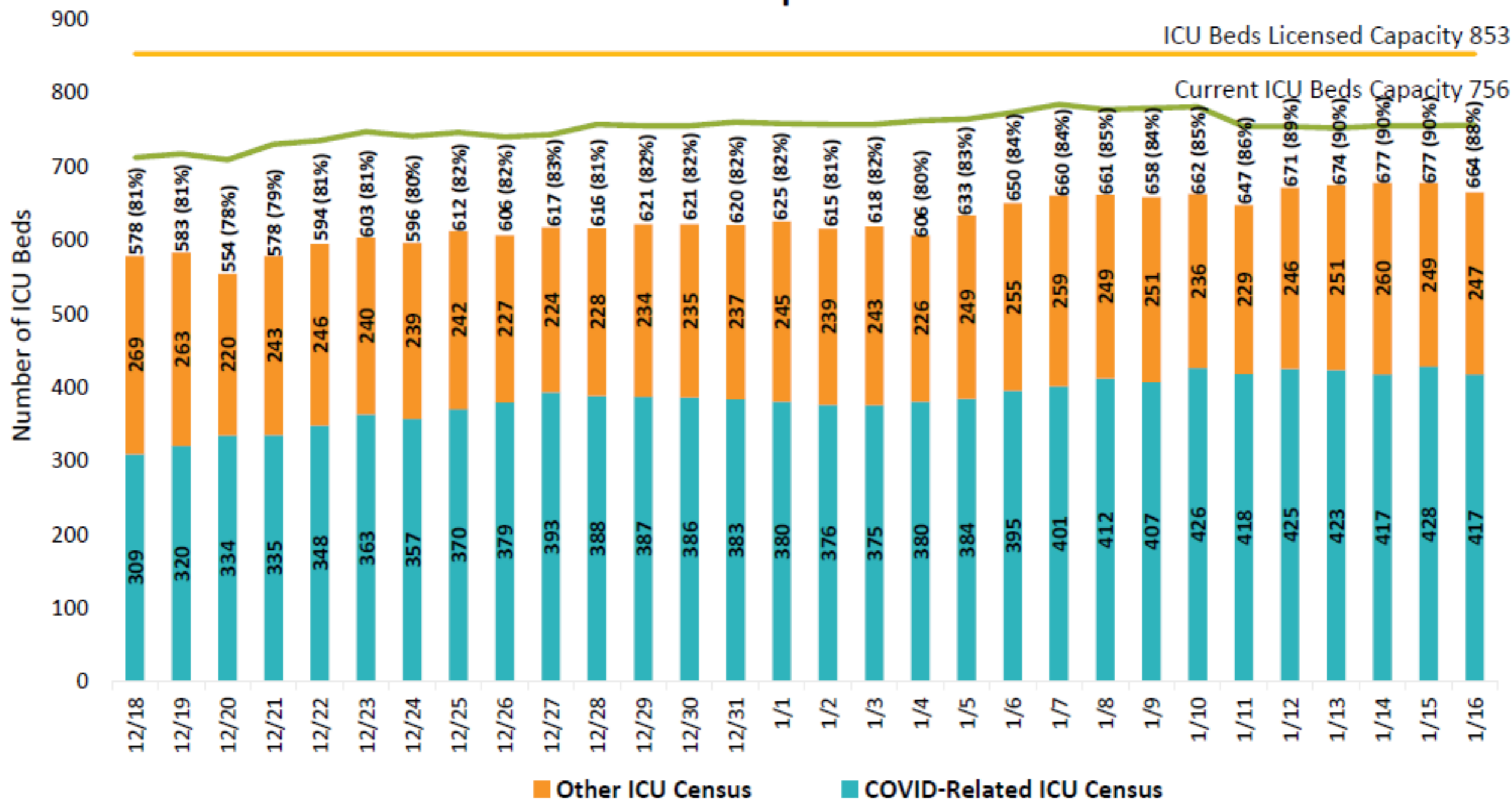


Data are preliminary and subject to change; data from hospitals reporting directly to the County of San Diego; includes cases and suspect patients for non-federal hospitals for San Diego County residents and non-residents; current bed capacity for non-federal hospitals in San Diego County. Prepared by County of San Diego, Emergency Operations Center, 1/17/2021

# ICU Bed Occupancy and Capacity



## COVID-19 Daily ICU Bed Occupancy and Capacity, San Diego County Includes Cases and Suspect COVID-19 Patients

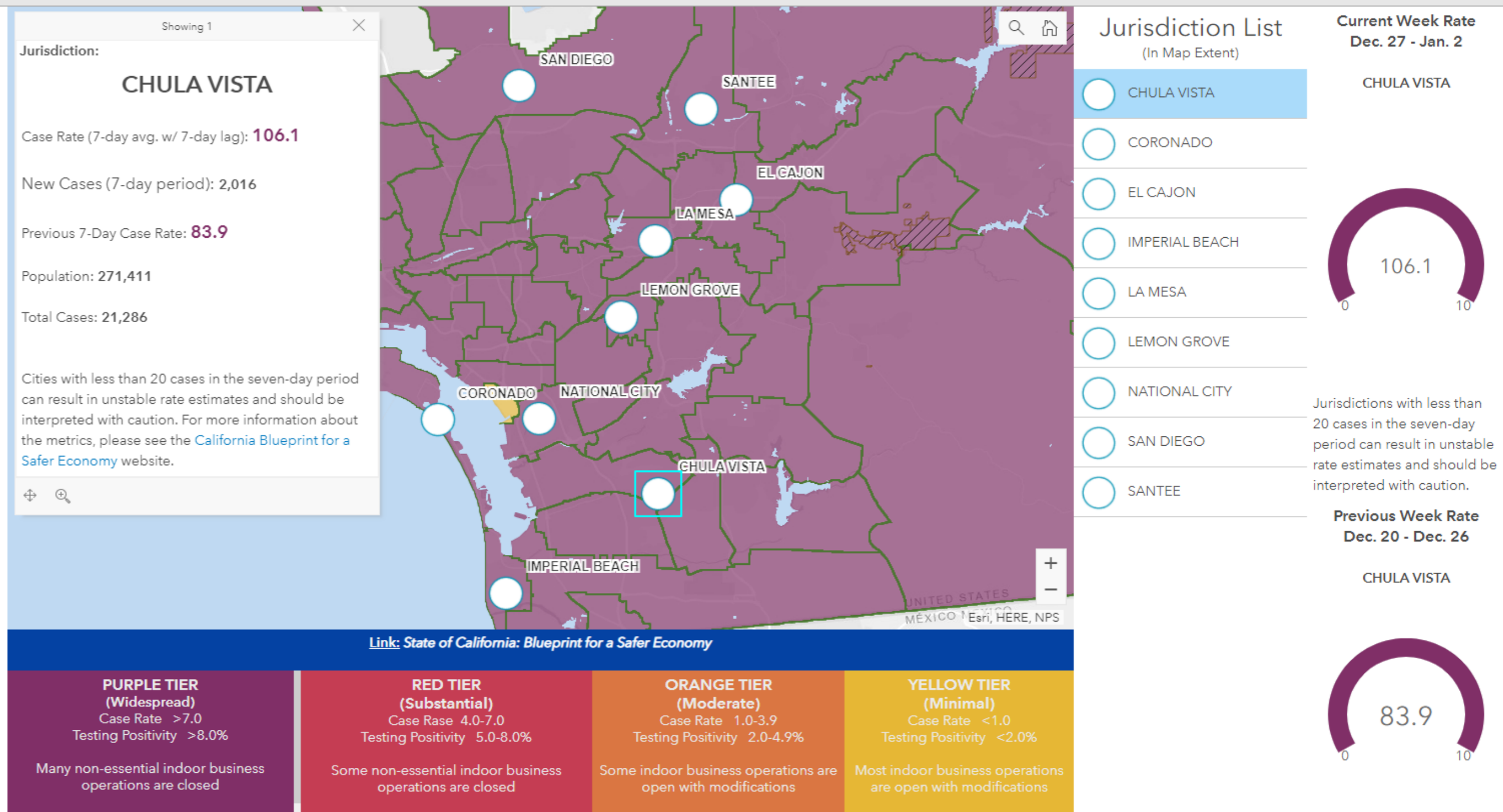


Data are preliminary and subject to change; data from hospitals reporting directly to County of San Diego; includes cases and suspect patients for San Diego County residents and non-residents; current ICU bed capacity for beds on site; all data for non-federal hospitals in San Diego County. Prepared by County of San Diego, Emergency Operations Center, 1/17/2021



# Chula Vista Case Rate

9 Case Rate by ZIP Code/ Jurisdiction - San Diego County currently in PURPLE tier - updated 1/15/2021





County  
San Diego

## San Diego County

Southern California Region

*Regional Stay Home Order effective 12/6/2020 11:59 PM*

### COUNTY RISK LEVEL

**Widespread\***

Many non-essential indoor business operations are closed

### COUNTY METRICS

**97.4** New COVID-19 cases per day per 100K

**60.6** Adjusted case rate for tier assignment

**14.8%** Positivity rate (7-day average)

**19.8%** Health equity quartile positivity rate

**3 weeks prior**

12/29

■ Widespread

**2 weeks prior**

1/5

■ Widespread

**1 week prior**

1/12

■ Widespread

**Current**

1/19

■ Widespread

\*See California Blueprint Data Chart for tier determination

### STATEWIDE METRICS

**105.4** New COVID-19 positive cases per day per 100K

**15.2%** Positivity rate (7-day average)

**0.0%** ICU availability

[Close](#)



■ Widespread  
■ Substantial  
■ Moderate

Last Updated 1/19/2021

# Testing

- Averaging 3,189 tests/week
  - Roughly 640 tests/day
- Conducted more than 35,000 tests since October



# Compliance/Enforcement

- Current Active Cases - 49
- Cease and Desist Orders – 19
  - 7 issued within the last week





# Vaccination Phases

## Vaccinating NOW

Healthcare workers, others in [Phase 1A](#) (all Tiers), and those aged 75 and older may visit County vaccination sites, including the Petco Park Super Station. For those 65 and older, the County intends to begin vaccinations for this population before the end of the month, pending vaccine supply.

### Phase 1A-Tier 1 Vaccinating NOW

- Acute care, psychiatric, and correctional facility hospitals\*
- Skilled nursing facilities, assisted living facilities, and similar settings for older or medically vulnerable individuals
  - Include residents in these settings as recommended for Phase 1A by ACIP
- Paramedics, EMTs, and others providing emergency medical services
- Dialysis centers
- Behavioral health residential facilities

### Phase 1A-Tier 2 Vaccinating NOW

- Intermediate care, for persons who need non-continuous nursing supervision, and supportive care
- Home healthcare and in-home supportive services
- Community health workers, including promotoras
- Public health field staff
- Primary care clinics, including Federally Qualified Health Centers, Rural Health Centers, correctional facility clinics, and urgent care clinics
- Behavioral health non-residential or outpatient facilities

### Phase 1A-Tier 3 Vaccinating NOW

Other settings and healthcare personnel not identified in Phase 1A-Tier 1 or Phase 1A-Tier 2, including:

- Specialty clinics, laboratory workers, dental/oral health clinics, pharmacy staff, and funeral workers and [others](#).

## Phase 1B\*\* Vaccinating NOW

- 1B-Tier 1:
  - Persons aged 75 years and older

## Phase 1B\*\* Vaccinating NEXT

- 1B-Tier 1:
  - Persons aged 65 years and older
  - Those at risk of exposure at work in the following [sectors](#): Education & Childcare; Emergency Services; and Food & Agriculture
- 1B-Tier 2:
  - Those at risk of exposure at work in the following [sectors](#): Transportation Systems and logistics; Industrial, Commercial, Residential, and Sheltering Facilities and Services; Critical Manufacturing
  - Congregate settings with outbreak risk (includes incarcerated and persons experiencing homelessness)

## Phase 1C\*\*

- Persons 50-64 years of age
- Persons 16-49 years of age who have an underlying health condition or disability which increases their risk of severe COVID-19
- Those at risk of exposure at work in the following [sectors](#): Water and Wastewater; Defense; Energy; Chemical and Hazardous Materials; Communications and IT; Financial Services; Government Operations/Community-based Essential Functions

## Phase 2\*\*

- General population over 16 years of age

[View Information on Specific Job-Types Within Essential Worker Categories](#)

\*Determined by CDC Advisory Committee on Immunization Practices (ACIP) and approved by California Department of Public Health.

# *Questions?*

[www.chulavistaca.gov/coronavirus](http://www.chulavistaca.gov/coronavirus)

@thinkchulavista